



DREW

LAUNCH YOUR FUTURE



Why Choose Drew University?

Study in NYC

7 different semester programs: Wall Street, United Nations, Contemporary Art, Communications and Media, Museums and Cultural Management, New York Theatre and Social Entrepreneurship

The Fiske Guide to Colleges
ranks Drew University a 2022

TOP 10

"BEST BUY"

For the third straight year
among private colleges and
universities nationwide

#17

US Liberal Arts

Universities whose physical
science majors earn PhDs

National Science Foundation

12:1

Student-
to-Faculty
Ratio

94%

Employed in their
chosen field or in
graduate school
within six months of
graduation

University Data 2019

Top 100

Liberal Arts
School in the US

The Wall Street Journal/Times Higher
Education 2021

Drew is
among *The
Princeton
Review's* 2021
**Best 386
Colleges
in The US**

70%

of classes have fewer than 20 students



A Drew University education has a more than \$1M return on
investment over a 40-year period, which ranks us in the top
10% for all US colleges

Georgetown University's Center on Education and the Workforce 2020

Top 40

in Political Science

The Princeton Review 2019

Top 20

Theatre Program
in the US

The Princeton Review 2021

Experience the Liberal Arts Advantage

About Drew University



YOUR EDUCATION. YOUR WAY.

Drew University is focused on experiential learning where you will benefit from personal relationships with your professors, practical-learning programs and a deep-rooted culture of collaboration within the greater community.



“

Liberal arts at Drew allows you to dabble in a few different subjects and make an informed decision on what you would like to do, without losing any time towards graduation.”

Chipo held multiple internships with Regiments Capital and participated in the Wall Street Program. He now works for Citibank in South Africa.

Chipo, South Africa
Bachelor's in Economics
Class of 2019

Why Choose Liberal Arts?

A liberal arts education equips you with skills for a lifetime of great career opportunities. Enjoy out-of-the-classroom experiences and customized academic programs that help you design your own university experience.

- Guaranteed career preparation for now and the future
- Small class sizes mean close relationships with faculty and mentors
- Ten dual degree programs
- Pre-professional programs in law, medicine/health, engineering and more
- New York City Semester programs, internships, real-world experience

The INTO Drew Advantage

Drew University partners with INTO to create a support system for international students. We offer Academic English, International Year One, Undergraduate Transfer Program, Graduate Pathway, Integrated Master's Program and Direct Entry programs where you will work alongside your American peers and earn credits towards your degree while improving your English skills. After successful completion of your program, you will be able to progress to a Drew degree program. INTO Drew is located on campus and provides students many services, including:

- Personalized academic coaching, language and cultural support
- Visa and Immigration Support
- Learning Resource Center
- Conversation Partners Program
- Family Friendship Program and Tilghman Executive Roundtable

Undergraduate and Graduate Progression Rates 2019-20

100% of all completed Pathway students were eligible to progress at Drew University in 2019-20. Eligible students are those who successfully completed the Pathway program and qualified for admission as degree-seeking students. Enrolled students are those who enrolled as degree-seeking students in their next term of degree study at Drew University.

Undergraduate and Graduate Progression Rate 2019-2020

100%
PASSED

88%
ENROLLED

CEOs with Liberal Arts Degrees:

HOWARD SCHULTZ, Starbucks
JOHN MACKEY, Whole Foods
SUSAN WOJCICKI, YouTube
OPRAH WINFREY, Harpo Productions and Oprah Winfrey Network

97%
overall
student
satisfaction

ACES Survey 2020

Fast Facts

- Founded: **1867**
- Enrollment: **2,000+**
- International Students: **400+**
- Countries Represented: **50+**
- Bachelor's Degrees: **40+**
- Campus Size: **168 acres**



Virtual Campus Tour

Take a campus tour from home with Drew's Virtual Tour at www.drew.edu/tour

Learn in the City

The train station is just a five-minute walk from campus and a 50-minute commute to New York City. Make the city your classroom and explore:

- Empire State Building, Statue of Liberty, Times Square, Central Park
- Shopping on Fifth Avenue
- Watch a Broadway show
- Internship opportunities with high-profile companies
- Mentorship opportunities with leading global experts

Internships

Madison is only 42 kilometers from New York City—an area filled with career prospects. Earn academic credits in an internship that prepares you for your career. Our master's programs in finance and data analytics have built-in and guaranteed internships.



Graduates go to work for the following

Big-Name Companies

- Americorps
- Apple
- Bloomberg
- Coca-Cola
- Deloitte
- Fidelity Investments
- Google
- IBM
- Merrill Lynch
- Morgan Stanley
- Mount Sinai Hospital
- NASDAQ
- New York Life
- Pfizer
- Ralph Lauren
- Samsung
- Smithsonian Institution
- Sony Music
- Teach for America
- Wells Fargo Advisors

Alumni have continued their education at

Top-Ranked Graduate Schools

- Princeton University - #1
- Harvard University - #2
- Columbia University - #3
- Stanford University - #6
- Johns Hopkins University - #9
- Duke University - #12
- New York University - #30
- Boston University - #42

U.S. News & World Report 2021

Live in The Forest



Explore Madison and New Jersey

The campus is located just around the corner from downtown Madison where you will find its Food Network-famous cafés, cute shops and an excellent music scene. Just an hour away you will find:

- Beaches and boardwalks of the Jersey Shore
- Ski resorts of the Pocono Mountains
- The Great Swamp National Wildlife Refuge
- Meadowlands Sports Complex
- Delaware Water Gap National Recreation Area
- Three major airports



New Jersey is home to one of the largest concentrations of pharmaceutical and telecommunications corporate headquarters and research centers



Madison, New Jersey is the third safest college town in the US

Safewise 2020



Housing and Dining

On-Campus Housing

Program	REQUIRED*	NOT REQUIRED
Academic English (AE)**	■	
AE + International Year One (IYO)**	■	
IYO	■	
AE + Undergraduate Transfer Program (UTP)**	■	
UTP	■	
Undergraduate Direct	■	
AE + Graduate Pathway (GPW)		■
GPW		■
Integrated Master's Program		■
Graduate Direct		■

Students may live off campus during their third year at Drew University, contingent on the fact that they have completed their Pathway program. On-campus housing is available for graduate students on a first-come, first-serve basis. Housing is available to undergraduate students for all four years.

*Students are required to live on campus for four semesters.

**Students are required to live on campus for the duration of the INTO Program.

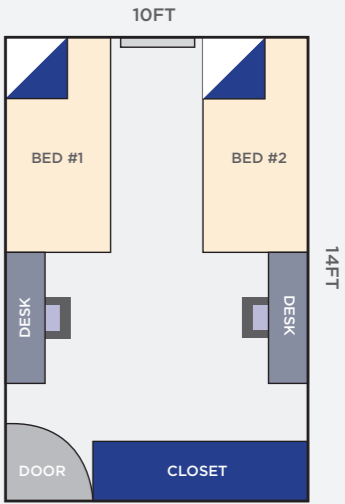
On-Campus Housing

Some of the benefits to living on campus are:

- 24-hour on-site support with a member of the student services team living in the first-year dorms
- Live with your peers—90% of the student population lives on campus
- Convenient locations close to classrooms, libraries and campus facilities
- Lounges with televisions and games like billiards and table tennis
- A diverse living-learning environment

Meal Plan

All on-campus housing options include a meal plan. Students living off campus will have the option of purchasing a meal plan when they arrive.



Double Room, Shared Bathroom for Undergraduate Students

Each room is shared by two students who also share a bathroom. There are more housing options after year one and for graduate students (based on availability).





Sabrina
Associate at JP Morgan
Class of 2015

Launch Your Career. Launch Your Future.

WE INVEST...



Master's in Chemical
Engineering, Columbia
University



Internship, Quality Assurance
Department



South Korea shortTREC study
abroad program



RISE Program



Senior Tutor of Chemistry,
Physics and Math



International House
Assistant



Secretary, International
Student Association



International Ambassador




Drew University Chemistry
Society (DUCS)

Sheryl, Malaysia
Bachelor's in Chemistry
Class of 2018



Leo
Chief Investment Officer at BNY Mellon
Class of 1980



Taryn
Brand Manager at Converse
Class of 2016



Ed
Co-Founder & CEO of Hot Paper Lantern
Class of 1989

Drew syncs career development with rigorous academics and a powerful community. With Launch, you'll receive career development support throughout your four years at Drew.

Two Guaranteed Real-World Experiences

- Conduct research alongside world-class scientists and faculty experts
- Manage actual investments made with real money
- Intern at a top company in NYC
- Produce a play with a professional theatre company
- Spend a semester at the United Nations and meet members of the UN Secretariat

Mentor Connections That Matter

- Join guaranteed career communities with mentors customized for your specific goals
- Get advice and personalized recommendations from a network of more than 25,000 alumni, faculty and industry leaders
- Build connections throughout your degree program that you will use to secure opportunities throughout your life

Launch Tools

- Jumpstart career planning in your first year with the for-credit Launch workshop
- Utilize the online Launch tool throughout your academic program to track and show employers how you are developing market-ready skills
- Graduate with a career-ready Launch transcript to showcase your experiences and land a life-changing opportunity



“

It is safe to say that without the wonderful support of Drew University, I would not be sitting at my desk in lower Manhattan working in corporate finance and getting to look out at the New York City skyline every day.”

Kehong, China

Senior Associate at PwC (PricewaterhouseCoopers) in Mergers and Acquisitions
Class of 2018

...IN YOUR FUTURE.

Investment Banking
Analyst at Oppenheimer
Group



Internships at
NASDAQ and
Oppenheimer Group



Wall Street Semester



Microeconomics and
macroeconomics tutor



Mentored by
Business Professor



Omicron Delta
Epsilon (Economics
Honor Society)



Analyst for student-run
investment group



Research assistant to
Professor Jennifer Kohn



Externship, Tumblr



President, International
Students Association



Zelyn, Malaysia
Bachelor's in
Economics
Class of 2020

HOW THE NEW YORK SEMESTERS WORK

Kick off your career in some of the city's most powerful spaces. You will earn academic credit and make meaningful connections for your future. Drew's New York City semester programs have been recognized as innovations in higher education, and students in any major can enroll. Whether you pursue a semester related to your degree or explore something new, you will:

- Go into NYC twice a week (five times per week for Summer programs).
- Spend the morning learning in a Drew-NYC classroom.
- Apply what you learn in a real-world setting.
- Network with experts.

Find out more about the New York City Semesters: drew.edu/global-education/about-us/nyctrecs



“

During Drew's Wall Street Semester, I met a Senior Analyst from JP Morgan who was a Drew graduate. We exchanged business cards and he helped me with my résumé and how to apply for some internships. It was a great start in economics for me.”

Xumai, China
Master's in Finance at Boston College
Market Analyst Intern at Reonomy
Class of 2018

New York City Semester Programs

Semester on Wall Street

Gain a strong understanding of how markets work in the center of global financial markets.

- Make lower Manhattan your classroom.
- Visit investment firms and hedge funds like Goldman Sachs, BNY Melon and BlackRock, as well as NASDAQ, NYSE and the Securities and Exchange Commission.
- Students who participated in this semester have been employed right after graduation with major NYC finance firms.

Semester on the United Nations

Learn about the inner workings of the UN and discuss the issues reshaping the international community.

- This is the oldest UN program in the United States with over 50 years working with the UN.
- The classroom is across the street from the UN General Assembly.
- Visit the UN Security Council, General Assembly, international ambassadors and delegates, NGOs (Red Cross, World Vision etc.).

New York Theatre Program

This year-long program partners with a professional theatre company to help you create an original piece to premiere in New York City and at Drew. This program is open to all majors and minors in the theatre and dance department.

- Learn theatre history through tours and museum visits.
- Get inspired by attending Broadway productions.
- Participate in hands-on workshops to learn new techniques.

Semester on Communications and Media

The Communications and Media semester will teach you how firms both big and small help create messages that shape identities and personalities for their companies, organizations and products.

- Take classes in our Madison Avenue classroom.
- Visit public relations firms (Peppercomm, Ruder Finn) broadcast companies (ABC, CBS) print media outlets (*The New York Times*, *Time Magazine*) and top companies like Google, Bloomberg and Twitter.

Semester on Social Entrepreneurship

Visit foundations, government offices and nonprofit organizations to examine their role in addressing social problems.

- Learn how nonprofits still meet bottom lines while making a difference in their community.
- Visit non-governmental organizations like The Ford Foundation, MoMA, The MET, and other nonprofits.
- Complete a semester-long management project with a non-governmental organization.

Semester on Contemporary Art

Get involved in the New York contemporary art scene. This program is required for all art and art history majors.

- There is no classroom in this semester! You will be on the move visiting emerging art studios to some of the biggest art museums in NYC.
- Network with art dealers and brokers, gallery owners and curators.

Semester on Museums and Cultural Management

New York City is a top museum and cultural capital that attracts thinkers, artists, ethnographers and historians from around the world. You'll examine the role of museums in our constantly changing society.

- Visit world-renowned museums once a week like the American Museum of Natural History, the Guggenheim and MoMA.
- Meet with museum staff members and investigate the professional pathways that lead to successful careers.



Dual-degree Programs

Drew has partnered with prestigious US universities that put students on the fast track to earning multiple degrees in a variety of fields. By choosing a dual-degree program, students diversify their experience and strengthen their abilities to find employment opportunities.

Columbia University in New York City

Columbia University is one of the world's most important centers of research and offers a distinctive environment for quality education. This program leads to a BA from Drew and BS in engineering from Columbia.

#3

in National Universities

U.S. News & World Report 2021

#6

Best Global Universities

U.S. News & World Report 2021

Student Progression Success

24 students have successfully progressed to Columbia, 20 of whom were international. In the last year, nine international students were admitted.

Wake Forest University in Winston-Salem, North Carolina

Wake Forest University is one of the nation's most respected private schools, recognized for its outstanding academic reputation and challenging liberal arts curriculum. This program offers a dual degree with a BA from Drew and MA in business management from Wake Forest (excludes Drew business majors).

#28

in National Universities

U.S. News & World Report 2021

#38

Best Business Programs

U.S. News & World Report 2021



Washington University in St. Louis, Missouri

Washington University in St. Louis is among the world's leaders in teaching, research, patient care and service to society. This program leads to a BA or BS from Drew and BS in engineering from Washington University in St. Louis. You can stay for an additional year to earn your master's degree in engineering with guaranteed scholarships.

New York University (NYU) in New York City

Drew students who are interested in earning a MS in cybersecurity have the opportunity for guaranteed admission to NYU Tandon School of Engineering's 10-course online master's degree program. This 4+1 program allows students to earn a liberal arts bachelor's degree (BA or BS) from Drew and a master's (MS) from NYU.

LEARN MORE TODAY

To learn more about Drew's dual degree programs and requirements, please visit drew.edu/combined

#133

in National Universities
U.S. News & World Report 2021

Drexel University

in Philadelphia, Pennsylvania

This program offers a dual degree with a BA from Drew and BS in nursing or MS in nutrition/dietetics from Drexel.

#80

in National Universities
U.S. News & World Report 2021

Stevens Institute of Technology in Hoboken, New Jersey

This program offers a dual degree with a BA from Drew and MS in software engineering from Stevens.

#70

Best Law School
in the US
U.S. News & World Report 2022

Seton Hall Law School in New York City

This program offers a dual degree with a BA from Drew and JD in law from Seton Hall.





Unique Science Opportunities

Drew offers science majors an unparalleled research experience that gets you in the field as early as your first year of undergraduate study. We offer several science opportunities designed to help you explore the world of science by experiencing it firsthand.

RISE Program

This one-of-a-kind science research program gives you a fantastic chance to work in the lab with industrial scientists known as RISE fellows. Engage with the professional science community as an undergraduate—an experience typically reserved for postgraduate students at other universities.

You will work in the Charles A. Dana Research Institute, engaging in relevant research while using the same analytical tools you would use as a professional. This includes liquid chromatography and high-field nuclear magnetic resonance spectroscopy.

- RISE fellows include Dr. William Campbell, who won the 2015 Nobel Prize in Medicine in collaboration with a Japanese scientist.
- RISE is unique: No other school has such a program.
- RISE was recognized as an innovation in higher education by the Council of Independent Colleges in 2018.

Pre-Med: Your Path to Medical School

Drew provides you with opportunities in research and clinical internships that are essential for admission to medical school. Pre-med students will receive custom support from both an academic advisor and a member of the National Association of Advisors for Health Professionals. Our students' acceptance rate into medical school is 40 percentage points higher than the national average.

Work-Study with Morristown Medical

In this work-study semester, you will gain valuable knowledge by shadowing emergency room physicians. Explore firsthand what it takes to be a doctor before applying to a medical program.

Drew Summer Science Institute

Join the Drew Summer Science Institute and get paid to conduct research. Learn from a faculty mentor in an intensive eight to ten-week program and work on current, real-world research.

- Spend 40 hours per week on research alongside faculty or RISE fellows.
- Receive free on-campus housing throughout the program, a budget for lab supplies and a stipend.



“My time at Drew shaped my aspirations and who I am as a scientist. I had great professors who were always excited to teach and were great advisors, always interested in my academic journey.”
Camila
Class of 2021
Pursuing a PhD in Nuclear Engineering at Penn State

ACADEMIC PROGRAMS >>

FIND YOUR DEGREE. With a wide range of subject areas and admissions options, you can find the perfect degree for your chosen career. You can choose to apply for direct entry to the university or for a Pathway program that provides extra academic, language and cultural support. From the day you apply to the day you graduate, we are here to help you succeed every step of the way. Flip to the back cover to learn how to apply.

Indicates the International Year One program that should be taken to progress to an undergraduate academic program. This program is also available through direct admission.

- | | |
|-------------------------------|------------------------------------|
| AR Arts | GE General |
| BS Biomedical Sciences | MC Media and Communications |
| BU Business | NS Natural Sciences |
| CS Computer Science | PE Pre-Engineering |

GP Graduate Pathway program that can lead to this degree is indicated in black. This Drew degree is available through direct entry.

IMP Integrated Master's Program provides customized support to direct entry students.

- This Drew degree program is only available through direct entry.
- ▶ Designated STEM degree by the U.S. Department of Homeland Security

Undergraduate Majors drew.edu/academics/programs-of-study	
Accounting	BU
Anthropology	GE
Art	AR
Art History	AR/G
▶ Biochemistry and Molecular Biology	BS/NS
▶ Biology	BS/NS
Business	BU
▶ Chemistry	BS/NS
Chinese Studies	GE
Classical Studies	GE
▶ Computer Science	NS/PE/CS
Creative Writing	GE
▶ Cybersecurity	CS
Economics	BU/GE
▶ Engineering Physics [Dual degree program with Columbia University and Washington University in St. Louis, visit drew.edu/engineering for more details]	PE
English	GE/MC
Environmental Science	NS
▶ Environmental Studies and Sustainability	NS
▶ Finance	BU
French	GE
German Studies	GE
History	GE
International Relations	GE
Italian Studies	GE
Marketing	BU
▶ Mathematics	NS/PE
Media and Communications	GE/MC
Music	AR
▶ Neuroscience	BS/NS
Pan-African Studies	GE
Philosophy	GE
▶ Physics	NS/PE
Political Science	GE
Psychology	GE
Public Health	BS/NS
Religion	GE
Sociology	GE
Spanish	GE
▶ Statistics	CS/PE
Theatre Arts	AR
Women's and Gender Studies	GE
All of the above majors are available as minors	

Graduate Majors	
Arts and Letters	•
▶ Data Analytics	GP IMP
Divinity	•
Education	GP
▶ Finance	GP IMP
History and Culture	•
Medical and Health Humanities	•
Ministry	•
Religion	•
Sacred Theology	•
Theology and Ministry	•

Minors	
The following minors can be added to any of the undergraduate majors listed to the left.	
American Studies	
Applied Performance (Theatre and Dance)	
Archaeology	
Arts Administration: Performing Arts	
Dance	
Data Science	
European Studies	
Film Studies	
Holocaust Studies	
Humanities	
Italian	
Jewish Studies	
Latin American Studies	
Law, Justice and Society	
Linguistic Studies	
Medieval Studies	
Middle East Studies	
Museum Studies and Cultural Management	
Photography	
Western Heritage	
World Literature	
Writing	
Writing and Communication Studies	
Combined Degree Programs	
Business Management	
Cybersecurity	
Education	
Engineering	
Environmental Management	
Law	
Nursing	
Nutrition/Dietetics	
Software Engineering	
Pre-Professional Programs	
Must be combined with a major	
Pre-Engineering	
Pre-Law	
Pre-Medicine/Health	
Pre-Dental	
Pre-Nursing	
Pre-Occupational Therapy/Pre-Physical Therapy	
Pre-Pharmacy	

UNDERGRADUATE ADMISSIONS

We offer several routes to admission. With more than 40+ bachelor's degrees, 60+ minors and flexible study plans and start dates throughout the year, we'll help you find the option that's right for you.

There's no need to stress about where you start; just focus on where you're going. You can complete your degree at any stage. We don't design our programs for one type of student; our programs are built for everyone. Where you will begin depends on your grades and English level. Where you end up is where you want to be; graduating with a bachelor's from Drew University.

→ **DIRECT ENTRY:** If you meet the academic and English language requirements for your degree program, you can apply directly to Drew University.

To apply, you will need the following required documents: declarations, high school transcripts, university transcripts (for transfer applicants), proof of degree, accounting of time, passport and English test score. An application fee may apply. For more information, visit [apply.intostudy.com/drew](https://www.intostudy.com/drew)

→ **INTERNATIONAL YEAR ONE:** International Year One allows you to begin earning credits toward your degree even if you don't meet the academic and English requirements for direct entry. You will receive additional support to help you succeed and progress to your degree path so you can graduate at the same time as direct entry students. The length of the Pathway program you enter will be determined by your English language scores. For more information, visit www.intostudy.com/drew/programs

Entry Requirements				
Program	DIRECT	INTERNATIONAL YEAR ONE		
		4-SEMESTER	5-SEMESTER	
Program requirements	• Secondary/High school diploma • Additional materials may also be required	• High school diploma		
Minimum GPA Equivalent	3.0	2.5	2.5	
TOEFL iBT	80 (18 subscores)	60 (11 minimum subscore)	50 (10 minimum subscore)	
IELTS	6.5 (6.0 subscores)	5.5 (5 minimum subscore)	5.0 (4.5 minimum subscores)	
IELA	176 (169 subscores)	162 (154 minimum subscores)	154 (147 minimum subscores)	
Duolingo	105	90	75	
Academic English	Level 6	Level 4	N/A	

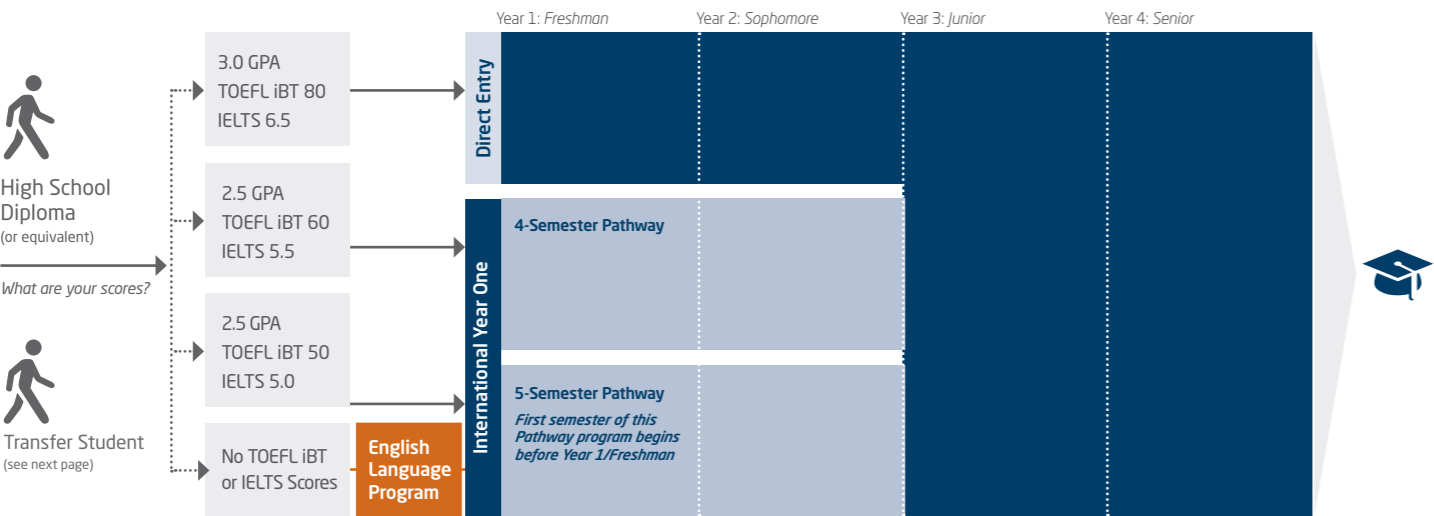
Note: Entry requirements are subject to change and may vary by program.

Institutional Code	TOEFL: 2193	SAT: 2193	ACT: 2550
--------------------	-------------	-----------	-----------

Dates		
PROGRAM	DIRECT	INTERNATIONAL YEAR ONE
Start Dates	Fall 2022: Aug 2022 Spring 2023: Jan 2023	Fall 2022: Aug 21, 2022 Spring 2023: Jan 11, 2023 Summer 2023: May 17, 2023

→ **ENGLISH LANGUAGE PROGRAM:** If you do not meet the direct or International Year One entry requirements, you can enter our Academic English program to improve your academic and language skills. Once you have achieved the required language level, you can progress to International Year One or enter your degree program directly. Learn more on page 21.

Undergraduate Degree Program



International Year One Programs

*Estimated Credits remaining after Pathway/Total credit hours needed to complete degree.

**For English Language tests subscores, please see entry requirements table on previous page.

Semester	Start Dates			Credits*	Entry Requirements: ** High School Diploma required for all programs					Progression Requirements: All GPAs are minimum cumulative unless otherwise noted	
	Fall	Spring	Summer		GPA	TOEFL iBT	IELTS	IELA	Duolingo	GPA	Other
Arts											
5-Semester	•	•	•	60/129	2.5	50	5.0	154	75	2.5	No grade below C-
4-Semester	•	•	•	64/129		60	5.5	162	90		
Biomedical Sciences											
5-Semester	•	•	•	60/129	2.5	50	5.0	154	75	2.5	No grade below C-
4-Semester	•	•	•	64/129		60	5.5	162	90		
Business											
5-Semester	•	•	•	60/129	2.5	50	5.0	154	75	2.5	No grade below C-
4-Semester	•	•	•	64/129		60	5.5	162	90		
Computer Science											
5-Semester	•	•	•	60/129	2.5	50	5.0	154	75	2.5	No grade below C-
4-Semester	•	•	•	64/129		60	5.5	162	90		
General											
5-Semester	•	•	•	60/129	2.5	50	5.0	154	75	2.5	No grade below C-
4-Semester	•	•	•	64/129		60	5.5	162	90		
Media and Communications											
5-Semester	•	•	•	60/129	2.5	50	5.0	154	75	2.5	No grade below C-
4-Semester	•	•	•	64/129		60	5.5	162	90		
Natural Sciences											
5-Semester	•	•	•	60/129	2.5	50	5.0	154	75	2.5	No grade below C-
4-Semester	•	•	•	64/129		60	5.5	162	90		
Pre-Engineering											
5-Semester	•	•	•	60/129	2.5	50	5.0	154	75	2.5	No grade below C-
4-Semester	•	•	•	64/129		60	5.5	162	90		

Entry and progression requirements are subject to change and may vary by program.

[SAMPLE INTERNATIONAL YEAR ONE PROGRAM] Business			
4-Semester Pathway		Degree Program Components	Program Information
Fall: August 21, 2022 Spring: January 11, 2023		129 credit hour program 65 credit hours apply from Pathway 64 credit hours remaining toward degree	
Entry Requirements	Semester 1	Course Title	Credit Hours
Academic Requirements	EAP 101	English for Academic Purposes I (Reading/Writing)	4
	EAP 102	English for Academic Purposes I (Listening/Speaking)	4
Language Requirements	AMST 101	American Popular Culture	4
	ECON 101	Microeconomics	4
	Total		16
	Semester 2	Course Title	Credit Hours
• 2.5 high school GPA on a 4.0 scale	EAP 201	English for Academic Purposes II (Reading/Writing)	4
	EAP 202	Public Speaking	4
• TOEFL iBT 60 (11 minimum subscores)	ECON 102	Macroeconomics	4
	SOC 101 or ANTH 104	Introduction to Sociology or Cultural Diversity	4
• IELA 162 (154 minimum subscores)	DREW 110	Launch Workshop: Preparation for Career and Academic Success	1
• IELTS 5.5 (5.0 minimum subscores)	Total		17
• Duolingo 90	Semester 3	Course Title	Credit Hours
	WRTG 101	College Writing for ESOL	4
	MATH 117	Introductory Statistics	4
	BST 115	Fundamentals of Financial Accounting	4
	Humanities/Social Sciences	General Education Course	4
	Total		16
	Semester 4	Course Title	Credit Hours
	ECON 301	Intermediate Microeconomics	4
	REL 214 or SOC 217	Business Ethics or The Sociology of Management	4
	Elective	College Elective	4
	Elective	College Elective	4
	Total		16
			Progression Requirements
			• Minimum 2.5 GPA in the Pathway program
			• No grade below C-
			Progression requirements for some majors may vary.
			Notes
			Students must maintain 2.0 GPA per semester to remain in good academic standing. Semester 3 will always commence in the fall. During the second year of the Pathway program, students will select a well-rounded set of courses with the help of their academic advisor.
			These courses are generally delivered by INTO Drew and are for Pathway students only.



US UNDERGRADUATE EDUCATION SYSTEM

To graduate with your 4-year undergraduate degree, you will need to take the following classes:

Core classes: General education courses can include English composition, social sciences, humanities, history, mathematics and natural/physical science. These are typically taken at the beginning of your degree.

Major classes: These classes will be about the specific field of study you chose. They are typically taken toward the last part of your degree.



UNDERGRADUATE TRANSFER PROGRAM

Have you earned credits from another college or university and want to transfer to a US university? You can transfer directly into Drew University or choose our Undergraduate Transfer Program (UTP), which is specifically designed to support international students through the process of transferring.

Entry Requirements		
Program	Direct Transfer	Undergraduate Transfer Program
Program Length	N/A	2-Semester and 3-Semester
Start Dates	Fall: Aug 2022 Spring: Jan 2023	Fall: Aug 21, 2022 Spring: Jan 11, 2023 Summer: May 17, 2023
GPA	3.0	2.5*
TOEFL iBT	80 (18 subscores)	50 (1.0 minimum subscores) - 60 (1.1 minimum subscores)
IELTS	6.5 (6.0 subscores)	5.0 (4.5 subscores) - 5.5 (5.0 subscores)
IELA	176	154 (147 minimum subscores) 162 (154 minimum subscores)
Duolingo	105	75-90
Minimum Transfer Credits	24	24
Maximum Transfer Credits	80	64

Entry requirements are subject to change and may vary by program.

*Don't meet the traditional UTP admissions standards? INTO Drew will admit students who demonstrated their abilities in high school but were not well-supported in university. Please contact your representative to see if you qualify for a New Start with Drew.



Why Choose UTP?

Choosing UTP provides a customized, cost-effective path to your bachelor's degree. Before your program starts, Drew will provide you with an estimate of credits that will transfer to the university. Once you arrive on campus, our friendly staff will be available to help you transition into life at a US university. You will also have access to helpful resources including academic, English language and cultural support. If you do not meet the English language entry requirements for the UTP, you can enter our Academic English program before progressing to either the UTP or direct transfer to Drew.

UTP Benefits

- Transfer of credits from your college or university-level classes to your degree
- Receive customized curriculum of university credit-bearing courses
- Quick turnaround time for offer (5-7 business days)
- Unofficial Pre-arrival Credit Evaluation (15 additional business days after receiving offer letter)
- Guaranteed progression to any undergraduate program upon successful completion of your UTP
- Academic advising throughout the program including progression and student success advisors

Undergraduate Transfer Program Start Dates			
	Fall: Aug 21, 2022	Spring: Jan 11, 2023	Summer: May 17, 2023
Arts	●●	●●	●
Biomedical Sciences	●●	●●	●
Business Studies	●●	●●	●
Computer Science	●●	●●	●
General	●●	●●	●
Media and Communications	●●	●●	●
Natural Sciences	●●	●●	●
Pre-Engineering	●●	●●	●

● 2-Semester program ● 3-Semester program

GRADUATE ADMISSIONS

Drew offers master's degrees in finance, data analytics and education to help further your education in your desired career path.

→ **Direct Entry:** If you meet the academic and English language requirements for your degree program, you may apply directly to Drew University.

To apply, you will need the following required documents: declarations, university transcripts, proof of degree, personal statement, passport and English test score. An application fee may apply. For some programs, a GMAT or GRE score is recommended.

Graduate degrees are competitive, and an extensive review of your application will be done. Please expect a longer turnaround for an admissions decision. For more information, visit [apply.intostudy.com/drew](https://www.intostudy.com/drew)

→ **Integrated Master's Program:** Our Integrated Master's Program (IMP) is a degree-seeking program designed for students who meet direct entry English requirements but could benefit from academic support. The curriculum consists of three classes that count toward your degree, plus a fourth class that focuses on graduate research, academic success skills and how to navigate the US higher education system. IMP lasts one semester and allows students to automatically continue in their degree program with good academic standing.

→ **Graduate Pathway Programs:** Our Graduate Pathway programs allow you to begin earning credits toward your degree even if you do not meet the direct entry requirements. The program will help build the academic foundation and essential English language skills you need to successfully move on to your master's degree. The length of the Pathway program is two semesters. For more information, visit www.intostudy.com/drew/pathways

→ **English Language Program:** If you do not meet the direct, Graduate Pathway or IMP entry requirements you can enter our Academic English program to improve your academic and language skills. Once you have achieved the required language level, you can progress to the Graduate Pathway Program or enter your degree program directly. Learn more on page 21.

Entry Requirements			
Program	DIRECT		GRADUATE PATHWAY
	DIRECT ENTRY	INTEGRATED MASTER'S PROGRAM	2-SEMESTER
Program requirements	Undergraduate degree	Undergraduate degree	Undergraduate degree
Minimum GPA Equivalent	3.0	2.25 - 2.5	2.25 - 2.5
TOEFL iBT	80 (18 subscores)	80	65 (1.4 subscores)
IELTS	6.5 (6.0 subscores)	6.5	5.5 (5.0 subscores)
IELA	176	176	169
Duolingo	105	105	95
Academic English	Level 6	Level 6	Level 4

Note: Entry requirements are subject to change and may vary by program.

Dates	DIRECT	INTEGRATED MASTER'S PROGRAM	GRADUATE PATHWAY
Start Dates	Fall 2022: Aug 2022 Spring 2023: Jan 2023	Fall 2022: Aug 23, 2022 Spring 2023: Jan 11, 2023	Fall 2022: Aug 23, 2022 Spring 2023: Jan 11, 2023

Institutional Code TOEFL: 2193 GRE: 2193 GMAT: 0GP-2M-48

**For English Language tests subscores, please see entry requirements in table above.

Graduate Pathway Programs

*Estimated Credits remaining after Pathway/Total credit hours needed to complete degree.

Semester	Start Dates		Credits*	Entry Requirements: Bachelor's degree required for all programs						Progression Requirements: All GPAs are minimum cumulative unless otherwise noted	
	Fall	Spring		GPA	Undergraduate degree	TOEFL iBT	IELTS	IELA	Duolingo	GPA	Other
Data Analytics											
2-Semester	•	•	18/30	2.5	• Undergraduate degree comparable to a 4-year US Bachelor's degree	65	5.5	169	95	3.0	No grade below B No GMAT required
Education											
2-Semester	•	•	21/33	2.5	• Undergraduate degree comparable to a 4-year US Bachelor's degree	65	5.5	169	95	3.0	No grade below B No GRE required
Finance											
2-Semester	•	•	30/42	2.25	• Undergraduate degree comparable to a 4-year US Bachelor's degree	65	5.5	169	95	3.0	No grade below B No GMAT required

Integrated Master's Program

Semester	Start Dates		Credits*	Entry Requirements: Bachelor's degree required for all programs					
	Fall	Spring		GPA	Undergraduate degree	TOEFL iBT	IELTS	IELA	Duolingo
IMP - MS Data Analytics									
1-Semester	•	•	21/30	2.5	• Undergraduate degree comparable to a 4-year US Bachelor's degree	80	6.5	176	105
IMP - MS Finance (with Non-Business/Economics Undergrad)									
1-Semester		•	33/42	2.25	• Undergraduate degree comparable to a 4-year US Bachelor's degree	80	6.5	176	105
IMP - MS Finance (with Business/Economics Undergrad)									
1-Semester	•		24/33	2.25	• Undergraduate degree in business or economics comparable to a 4-year US Bachelor's degree	80	6.5	176	105

Entry and progression requirements are subject to change and may vary by program.

[SAMPLE GRADUATE PATHWAY PROGRAM] Data Analytics			
2-Semester Pathway Fall: August 23, 2022 Spring: January 11, 2023	Degree Program Components		Program Information
Entry Requirements <ul style="list-style-type: none">Undergraduate degree with equivalent of 2.5 GPA out of 4.0Language requirement:<ul style="list-style-type: none">TOEFL iBT 65 (14 subscores)IELTS 5.5 (5.0 subscores)IELA 169Duolingo 95	Semester 1	Course Title	Credit Hours
	EAP 501	Graduate Skills I: Reading and Writing	3
	EAP 502	Graduate Skills I: Listening and Speaking	3
	DATA 501	Data Analytics: Introduction, History, and Case Studies	3
	DATA 503	Applied Regression Analysis	3
	Total		12
	Semester 2	Course Title	Credit Hours
	EAP 503	Graduate Skills II: Reading and Writing	3
	EAP 504	Graduate Skills II: Listening and Speaking	3
	DATA 551	Modeling and Stimulation	3
	DATA 601	Statistical Machine Learning	3
	Total		12
Integrated Master's Program (IMP) 1-Semester Fall: August 23, 2022 Spring: January 11, 2023	Degree Program Components		Progression Requirements for Pathway <ul style="list-style-type: none">3.0 GPANo grades below B Degree Requirements for IMP <ul style="list-style-type: none">3.0 GPANo grades below B Notes <ol style="list-style-type: none">Students will take Statistics and Computer Programming before enrolling in other MS Data Analytics courses.Courses can be waived based on prior university experience.Housing not required or guaranteed but open depending on availability. <small>* These courses are generally delivered through the INTO Center and are for Pathway/IMP students only.</small>
Entry Requirements <ul style="list-style-type: none">Undergraduate degree with equivalent of 2.5 GPA out of 4.0Language requirement:<ul style="list-style-type: none">TOEFL iBT 80IELTS 6.5IELA 176Duolingo 105	Semester 1	Course Title	Credit Hours
	EAP 510	Integrated Skills for Graduate Students	3
	DATA 501	Data Analytics: Introduction, History, and Case Studies	3
	DATA 502	Data Visualization and Communication	3
	DATA 503	Applied Regression Analysis	3
	Total		12

Our Academic English program prepares you for the university degree by improving your English language skills and providing you with the academic tools you need to succeed. Students like you will learn English in and out the classroom and you will be taught by our qualified and experienced faculty. You will have a chance to practice your English during your everyday life with native speakers. On top of that, you will receive customized support for international students to help you transition to life at a US university.

What You Will Learn

- Understand US values in an academic setting
- Present spoken and written ideas accurately and effectively in English
- Write research papers with proper use of citations and references
- Read, understand and critically evaluate academic texts
- Understand and use vocabulary common to academic disciplines
- Take useful and accurate notes in academic lectures and presentations

Estimated Study Plan Calculator

All students take a placement test during Orientation to determine their AE level. The table below shows your estimated level of AE is based off your standardized test scores.
<https://estimateus.intostudy.com>

Assured Study Plan

If you submit your TOEFL, IELTS or Duolingo scores before arrival, you will not be required to change to a lower level after taking Academic English placement tests once you arrive on campus. Test scores must be no more than a year old and meet a minimum score requirement. We will advise you on what level would be best for you based on your English skills. However, after advising you can choose to stay in the level shown on your original study plan.

Key Program Facts

Minimum enrollment of one term
Fall, Spring and Summer start dates
Fall and Spring semesters are 14 weeks (12 weeks in Summer)
High school diploma required
Minimum age is 16
No English language requirement; students will be assessed and placed upon arrival
6 levels of instruction from beginner to advanced
20 hours of instruction per week (23 hours in Summer)

Progression Requirements

Direct Undergraduate Admission

Completion of Academic English Level 6 with no grades below C-

International Year One
4-Semester Pathway

Completion of Academic English Level 4 with no grades below C-

Graduate Pathway Programs

Completion of Academic English level 4 with no grades below B

Start Dates

Fall 2022	Spring 2023	Summer 2023
Aug 23, 2022	Jan 11, 2023	May 17, 2023



Find out more at
www.intostudy.com/drew/academic-english



Invest in your degree.
Invest in your future.
Invest in you.

With a strong foundation and on-the-job experiences, your education can determine how far you go in your career. Based on your program, you will receive the level of support that corresponds to your academic profile, English language scores and budget.

Whether you’re enrolled in our Pathway programs, Undergraduate Transfer Program, Academic English or Integrated Master’s Program, you will have access to our Pre-arrival Success Services and airport pickup when you arrive. You can also enjoy housing coverage and extra meals during mid-semester breaks.

Programs

There are two main semesters per academic year (Fall, Spring), each about 16 weeks long with a shorter Summer semester of 14 weeks.

Undergraduate

	International Year One or Undergraduate Transfer Program (UTP)		Undergraduate Direct	
Program Length	2 Semesters	3 Semesters	1 Semester ²	2 Semesters
TUITION AND FEES	\$43,830	\$52,298	\$21,915	\$43,830
Campus Housing*	\$12,160	\$17,776	\$7,934	\$15,868
Meal Plan*	\$7,316	\$10,084		
Insurance	\$2,039	\$2,750	\$729	\$1,458

Graduate

	Integrated Master’s Program	Graduate Pathway**	Graduate Direct ¹	
Program Length	1 Semester	2 Semesters	1 Semester ²	2 Semesters
TUITION AND FEES	\$19,070	\$33,166	\$16,450	\$32,900
Insurance	\$854	\$1,708	\$673	\$1,346

Academic English

Program Length	1 Semester
TUITION AND FEES	\$6,958
Campus Housing*	\$7,380
Meal Plan*	\$984
Insurance	\$1,020

Campus Housing

Undergraduate and Academic English

Double occupancy rooms: **\$9,445/semester**

On-campus housing is required for undergraduate and AE students 21 and under. The housing price shown is based on a double room with a shared bathroom. Prices for housing include mid-semester breaks during the academic year. The meal plan includes access to the dining hall during mid-semester breaks. The estimated cost of books and supplies is \$670 per semester (purchased by student).

Graduate

Single occupancy rooms: **\$7,165/semester**

On-campus housing is required for students 21 and under. The estimated cost of books and supplies is \$670 per semester (purchased by student).

* Housing and Meals are based on estimated costs and may vary depending on housing selected and personal preference.
** Standard Pathway for MFin, MEd and Data Analytics.
¹ Graduate direct tuition is based on \$1,240 per credit. ²One semester for reference only.

Are you an F-1 student? You will need to provide proof of funding in order to get your I-20. Proof of funding is a way a student shows they have sufficient funds (usually via a recent bank statement) to live and study full-time in the US for up to one academic year. This is different from the cost of attendance OR a statement of account. The proof of funding amount will not be an amount that is billed to you and is solely for immigration purposes. To find out more about proof of finances for immigration purposes, visit www.intostudy.com/en/drew/costs

Scholarships

Find out more about scholarships www.intostudy.com/drew/scholarships

	Scholarship Name	Amount	Eligibility and Learn More	Tuition Payable first year ¹
INTO Drew	Regional Scholarship Undergraduate	Central and South America, Vietnam \$56,000 total (\$14,000 per year)	<ul style="list-style-type: none">Scholarship interview may be required for some regionsRegional Scholarships are guaranteed for all four years of undergraduate study at DrewContact your INTO representative for more information	\$29,830
		Pakistan \$48,000 total (\$12,000 per year)		\$31,830
		Africa, Europe, Russia, Central Asia, Hong Kong, Middle East, North Africa, Turkey \$40,000 total (\$10,000 per year)		\$33,830
		Indonesia, Malaysia, Southeast Asia \$32,000 total (\$8,000 per year)		\$35,830
		India, Bangladesh, Sri Lanka \$28,000 total (\$7,000 per year)		\$36,830
		Japan, Korea, Taiwan, Thailand \$24,000 total (\$6,000 per year)		\$37,830
	Regional Scholarship - Graduate Pathway/IMP	Up to \$8,000 total	<ul style="list-style-type: none">Limited availability for Graduate Pathway and IMP: first come, first servedContact your INTO representative for more information	\$24,900 (Graduate Pathway)
	*Drew Progression Scholarship - Undergraduate	\$14,000 total (\$7,000 per year)	<ul style="list-style-type: none">Enrolled as Drew degree-seeking student after successful completion of International Year One program or Undergraduate Transfer Program3.25-3.49 GPA at point of matriculationRenewable for Year 3 and 4 if 2.0 GPA is maintainedAutomatically applied if minimum requirements metTo learn more, visit www.intostudy.com/drew/scholarships	\$36,830²
	*Dean’s Progression Scholarship - Undergraduate	\$30,000 total (\$15,000 per year)	<ul style="list-style-type: none">Enrolled as Drew degree-seeking student after successful completion of International Year One program or Undergraduate Transfer Program3.5+ GPA at point of matriculationRenewable for Year 3 and 4 if 2.0 GPA is maintainedAutomatically applied if minimum requirements metTo learn more, visit www.intostudy.com/drew/scholarships	\$28,830²
Drew Direct Entry - UG	Drew Action Scholars	\$10,000 total (\$2,500 per year)	<ul style="list-style-type: none">Fully admitted to Drew as an international first-year undergraduate studentApplication requiredCommunity service required for Action ScholarsRenewable up to 4 yearsThis scholarship can be added to merit scholarshipsTo learn more, visit www.drew.edu/academics/undergraduate-studies/honors/baldwin-honors/	N/A
	Drew Scholarship for the Arts	\$4,000 total (\$1,000 per year)	<ul style="list-style-type: none">Applicants for admission with a demonstrated talent for ArtsRequires an application and good academic standingRenewable up to 4 yearsThis scholarship can be added to merit scholarshipsTo learn more, visit www.drew.edu/financial-aid/financial-aid-scholarships/drew-scholarship-for-the-arts/	N/A
	Drew Merit-Based Scholarship	Up to \$25,000 per year	<ul style="list-style-type: none">Fully admitted to Drew as an international first-year undergraduate studentQualified applicants automatically consideredRenewable up to 4 yearsTo learn more, visit www.drew.edu/admissions-aid/financial-aid-scholarships/grants-scholarships/	As low as \$18,830

¹If a student’s INTO Drew scholarship is less than the Drew or Dean’s scholarships, the student’s INTO Drew scholarship can be replaced by the greater award. Students may receive only one type of scholarship but not both (either an INTO Drew or Dean’s/Drew Scholarship). Students who earn INTO Drew scholarships for their Pathway program will be eligible to keep those scholarships for the remaining four semesters of study at Drew, providing they make satisfactory academic progress (2.0 GPA). Pathway students not receiving an INTO Drew scholarship upon entrance will be eligible for a Dean’s or Drew Scholarship with a 3.25 GPA or greater in the Pathway program.

²These are estimated tuition payments assuming a student receives the maximum scholarship value listed for this program.

³These are estimated tuition payments when a student starts the degree program after progression from a Pathway.

All prices are estimated from 2021-22 and are subject to change. Please visit www.intostudy.com/en/drew/costs for exact pricing.

What do students get out of campus housing?
Enrich your US university experience by living on campus. See page 7.

For details about Terms and Conditions, Country Scales and English Waivers, visit www.intostudy.com/drew/terms

HOW TO APPLY

Choose from two easy ways to apply

1 Apply via your local
INTO educational counselor

2 Apply online
Complete our online application form:

INTO Drew Programs:
apply.intostudy.com/drew

Direct Entry Programs:
apply.intostudy.com/drew

We also offer online programs.
For more information, contact your
INTO Regional Representative or
Education Counselor.

DREW

INTO Drew University

36 Madison Avenue
Madison, NJ 07940
USA

T: +1 973 408 4964
F: +1 973 408 4960
E: INTOadmissions@drew.edu
www.intostudy.com/drew

Find us on:

 facebook.com/INTODrew

 instagram.com/into_drew

 twitter.com/INTO_Drew

 myin.to/INTODrewYouTube

Chat online

with our students!



www.intostudy.com/chat-drew



WeChat



Virtual Campus Tour

Take a campus tour from home
with Drew's Virtual Tour at
www.drew.edu/tour

INTO»

Through innovative partnerships with leading universities, we
expand opportunities for higher education, ensuring success and
transforming the lives of our students and staff.

INTO»GIVING

Working across the globe, INTO Giving supports projects that
increase access to education and improve the quality of teaching
and learning. For more information visit www.into-giving.com

Discover more online

For counselors:
partnerportal.intoglobal.com/drew

For students:
www.intostudy.com/drew

Connect with us



Education counselor's stamp