



ILLINOIS STATE
UNIVERSITY
Illinois' first public university

LOCAL HEART
*GLOBAL
Network*



Why Choose ILLINOIS STATE UNIVERSITY?



#1

Top City for Recent
College Graduates
Pennygeeks.com 2019

#57

Top National University
Washington Monthly 2021

#1

Happiest City in the US
Zippia 2020

97% of our faculty hold the **HIGHEST DEGREE** possible in their field

20,720
Students

AVERAGE
CLASS SIZE
33

Top 10%
Best Colleges for
the Money
College Factual 2021

19:1
Student-to-teacher
RATIO

547 International Students

76 Countries

#104 Top Public Schools
U.S. News & World Report 2022

TOP PROGRAMS

1 of only 33 Actuarial Science programs in the world named a Global Center of Insurance Excellence by the Society of Actuaries

#3 Highest Paid Grads in Computer System Networking
College Factual 2021

#7 Best Value Colleges for Visual and Performing Arts
College Factual 2021

#9 Best Value Colleges for Computer and Information Sciences
College Factual 2021

#16 Best Value Colleges for Engineering Technologies
College Factual 2021

#18 Best Actuarial Science Master's Degrees
GreatBusinessSchools.org 2020

#46 Best Audiology Schools
U.S. News & World Report 2020

#80 Best Education Schools
U.S. News & World Report 2022

#82 Best Speech-Language Pathology Schools
U.S. News & World Report 2020

#89 Best Graduate Schools for Fine Arts
U.S. News & World Report 2020

Business AND INSURANCE



**AACSB accreditation in both
business and accounting**

Less than 2% of the world's business schools have accreditation in both programs



Among the Best Business Schools in the Nation *Princeton Review 2021*

#8

Best Insurance
Programs
U.S. News & World Report 2021

#8

Best Value Colleges for
International Business
College Factual 2021

#140

Best Part-Time
MBA Programs
U.S. News & World Report 2022

TOP UNIVERSITIES FOR PROFESSIONAL SALES EDUCATION *Sales Education Foundation 2019*



LOCKED TUITION

Pay the same undergraduate tuition rate for up to four years



About ILLINOIS STATE UNIVERSITY

As Illinois' first public university, Illinois State University has evolved with innovation, but remains grounded in its tradition to teach. The campus community is committed to your success with faculty who provide individualized attention.



Quality education with devoted faculty

- Our high graduation rate is **13%** above the national average.
- Our faculty are leading scholars and award-winning professionals in their field.
- **\$45 million** in scholarships supporting your education in merit- and need-based financial aid and tuition waivers.

THE INTO ILLINOIS STATE UNIVERSITY ADVANTAGE

Illinois State University partners with INTO to create a support system for international students. We offer Academic English, International Year One and Graduate Pathway programs. You will work alongside your American peers and earn credit toward your degree while improving your English skills. After successful completion of your program, you will be able to progress to an Illinois State degree program.

INTO Illinois State offers many services, including:

- Personalized academic, language and cultural support
- Social and cultural activities
- Housing support
- Visa and immigration support

Leading the way

We're dedicated to providing an individualized education that will give you the necessary skills to become a leader in your desired field. Leadership opportunities are available through:

- 400+ registered student organizations
- Leadership certificate programs
- Retreat-style programs
- Civic engagement
- Volunteer programs



Illinois State is one of only 65 US colleges to be named a Civic Learning and Democratic Engagement Leadership Institution

National Association of Student Personnel Administrators (NASPA)



Fast Facts

Founded: 1857
Campus: Normal, Illinois
City Population: 132,000
Campus Size: 1,000+ acres
Enrollment: 20,720
International Students: 547
Countries Represented: 76
Bachelor's: 150+
Master's and PhD: 90+



Virtual Campus Tour Take a campus tour from home with Illinois State's Virtual Tour at <https://massinteract.com/illinois-state-university>

Living in BLOOMINGTON-NORMAL

Midwestern charm, with big-city amenities



Things to do in Bloomington-Normal

- Easily get around town by using the free local bus service
- Visit the shops in Uptown Normal, or see a movie at the historic Normal Theater
- Bike, walk or run along the 70+ kilometer Constitution Trail
- Eat at one of the 350+ restaurants in town—many with international food, like Chinese, Mediterranean, Korean, Indian, Mexican and more
- Attend the renowned Illinois Shakespeare Festival at Ewing Cultural Center
- Join or catch a performance of the university's circus—the first and oldest in the US

Bloomington-Normal is the #38
Best College Towns in America

Best College Reviews 2021

#1

Happiest City
in the US
Zippia 2020

Top 10%

Colleges with the Best
Student Life in the US
Niche.com 2021

#23

Best Small Cities
in the US
Best Cities 2020




Photo credit: Courtesy Town of Normal



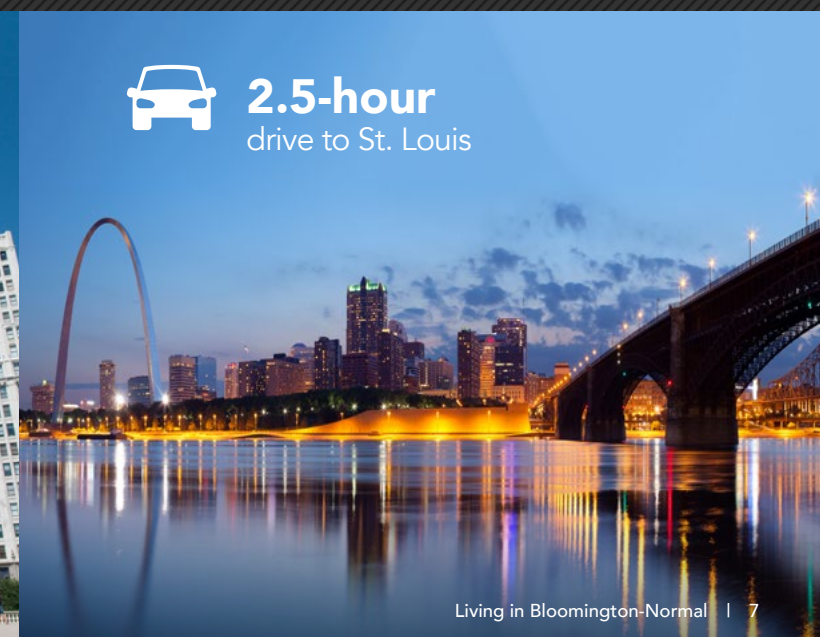
- Access affordable daily train transportation to Chicago and St. Louis from Uptown Station, just a five-minute walk from campus.
- Catch direct flights from the Bloomington-Normal airport to Atlanta, Chicago, Dallas, Denver and Orlando.



2-hour
drive to Chicago



2.5-hour
drive to St. Louis





Housing AND Dining

ON-CAMPUS HOUSING

Program	REQUIRED (2 YEARS)	NOT REQUIRED
Academic English (AE)		■
AE + International Year One (IYO)	■*	
IYO	■*	
Undergraduate Direct	■*	
AE + Graduate Pathway (GPW)		■
GPW		■
Graduate Direct		■

*Students are required to live on campus for two years from completion of high school. Students who start their study plan two or more years after completing high school are not required to live in on-campus housing. AE+IYO and IYO students who do not otherwise qualify for off-campus housing are required to remain in on-campus housing until their INTO Illinois State study plan is completed and the two-year requirement is met.

Double rooms accommodate two students and have shared, centralized bathrooms.



Double Room
Hewett and Manchester Halls



ON-CAMPUS DINING

Students living in a residence hall are enrolled in a meal plan that allows them to eat at an on-campus dining center or other on-campus food venue seven days a week. Off-campus students can separately purchase a meal plan or pay for individual meals. Dining centers provide nutritionally balanced options and accommodations for specific dietary needs.



OFF-CAMPUS HOUSING

Bloomington-Normal offers a wide variety of housing options for students. Off-campus housing prices vary based on number of occupants, style, included amenities and length of lease. The average lease is 10-12 months with the average rent between \$500-\$600 per person per month.

Illinois State University offers numerous resources for students to find off-campus housing, including:

- Programs and services to educate students about their rights and responsibilities as a resident in the Bloomington-Normal community
- Services to respond to landlord/tenant issues
- Appointments to review leases for students who have questions
- A comprehensive list of off-campus housing providers and current listings
- Roommate Finder, to help find other students looking for roommates

Students can use the following link to access all off-campus housing resources, using their student ID after confirmation:
<https://offcampushousing.illinoisstate.edu>





STUDENTS LOVE OUR WALKABLE, ACCESSIBLE CAMPUS, ESPECIALLY THE BEAUTIFUL, PARK-LIKE QUAD. THE QUAD IS THE CENTER OF CAMPUS AND OFTEN HOSTS CONCERTS, FESTIVALS AND OTHER OUTDOOR EVENTS.



400+ ILLINOIS STATE STUDENT ATHLETES COMPETE IN 19 SPORTS. OUR ATHLETICS ARE NCAA DIVISION I, THE MOST COMPETITIVE COLLEGIATE LEVEL. REGGIE REDBIRD HAS BEEN OUR TEAM MASCOT SINCE 1960.



ILLINOIS STATE'S STUDENT FITNESS CENTER, BUILT IN 2011, HAS EARNED NATIONAL RECOGNITION FOR BEING ONE OF THE BEST IN THE NATION. STUDENTS CAN USE THE FITNESS CENTER AT NO COST.



ILLINOIS STATE

is home to 400+ student organizations. Find your place in our campus community.

PROGRAMS AND FACILITIES HIGHLIGHTS

Actuarial Science

STEM

- Top 16 US Actuarial Science Programs *Society of Actuaries* 2018
- One of only three institutions in 2019 to receive the Casualty Actuarial Society University Award for exemplary work in preparing students for a career in actuarial science.
- Job placement for Illinois State Actuarial Science graduates is 98%, with average annual starting salaries of \$70,000.
- 92% overall internship rate for international students in the past eight years.
- Illinois State is one of only 33 Global Centers of Insurance Excellence designated by the *Society of Actuaries*.

Creative Technologies

- #89 Best Graduate Schools for Fine Arts *U.S. News & World Report* 2020
- Students studying creative technologies learn the fundamentals of fine arts paired with innovative software and gaming technologies. Bachelor's and master's degrees offer students numerous job opportunities in the industry through game design and interdisciplinary concentrations.
- Graduates have gone on to positions like UI/UX designer, video game designer, sound engineer and animator. They have worked for top companies like Disney, Microsoft, and Apple.
- The Wonsook Kim School of Art is accredited by the National Associations of the Schools of Art and Design.

Technology

STEM

- The Department of Technology's \$1.2 million, state-of-the-art Integrated Manufacturing Laboratory was funded by Caterpillar and features 10 automated work stations, each with an industrial robot.
- The recent job placement rate for Department of Technology master's graduates was 99% in 2019.
- The department supports six registered student organizations, giving students many different opportunities to network with their peers and future employers.


Computer Science

STEM

- #13 Best Value Colleges for Computer Science *College Factual* 2021
- #60 Best Colleges in Information Technology in the US *Niche.com* 2021
- Courses at the School of Information Technology are taught in Smart Classrooms. Students have access to seven state-of-the-art microcomputer laboratories and several special-use laboratories.
- The School of Information Technology is home to the Center for Information Assurance and Security Education (CIASE). CIASE is a Center of Academic Excellence in information assurance education.



Computing & Engineering Accreditation Commissions



Career Opportunities



80% of international students go on to use Optional Practical Training (OPT) or continue on to higher degrees within three months of graduating
Office of International Programs and Services 2018-2019



Top 10% graduation rate of all schools in the nation
U.S. Department of Education 2019



#1 Top City for Recent College Graduates thanks to its thriving job market, average salaries and average cost of living
Pennygeeks.com 2020

Illinois State international graduates have worked or interned for many top companies, including:

- AON
- BMW
- Caterpillar
- Deloitte
- Exelon
- Google
- IBM
- JPMorgan Chase
- Mercer
- Morgan Stanley
- Motorola
- Prudential Financial
- R.R. Donnelley
- State Farm
- Swiss Re
- Willis Towers Watson

Find your dream job

Our Career Center helps you prepare for and find employment by providing:

- Career advisement, job fairs, workshops and other resources
- Free résumé and business card printing
- Available private space for phone and virtual interviews
- GoinGlobal, an online career tool kit that contains a database of more than 16 million job and internship listings and profiles of thousands of key employers from all over the world. It features a H1B visa search engine that allows students to identify US employers who are seeking international talent. GoinGlobal also contains numerous career guides and other helpful tools for international students.



- 680+ companies recruit students on campus
- More than 50 STEM degree options (including undergraduate business management)
 - Up to three years of work eligibility in the US after graduation
 - 155 graduates currently participate in Optional Practical Training (OPT), 128 as STEM-OPT
- 66% of international graduate students had paid research or teaching positions in the 2020-21 academic year
- More than 63% of Illinois State seniors hold internships
- Illinois State has 65 individual internship coordinators, covering every department on campus, to help students prepare and find internships



"My professors at Illinois State helped provide resources necessary to get into the world and succeed in the workforce. They were available 24/7. They prepared me in the right areas to get me ready for the professional world."

Ama, Ghana
Investment Analyst, Prudential Financial
Class of 2018

Bloomington-Normal is located within three hours of three major cities: Chicago, St. Louis and Indianapolis.

You can take advantage of being in a smaller community where it's easier to make your mark as you build your skill set. When you're ready to move on to larger corporations, you can easily seek out limitless opportunities in major cities nearby.



Illinois is ranked No.4 in the US for the most Fortune 500 company headquarters. *Fortune.com 2020*

Some of the Fortune 500 companies headquarters located in Illinois include:

- Allstate
- Boeing
- Caterpillar
- Discover Financial Services
- Exelon
- McDonald's
- Mondelez
- Motorola Solutions
- R.R. Donnelley
- State Farm Insurance
- Tenneco
- United Airlines



ACADEMIC PROGRAMS

FIND YOUR DEGREE. With a wide range of subject areas and admissions options, you can find the perfect degree for your chosen career. You can choose to apply for direct entry to the university or for a Pathway program that provides extra academic, language and cultural support. From the day you apply to the day you graduate, we are here to help you succeed every step of the way. Flip to the back cover to learn how to apply.

B = Bachelor's	M = Master's	D = Doctorate	
GP	Graduate Pathway program that can lead to this degree is indicated in red. This degree is also available through direct admission.		
●	This Illinois State degree program is available through direct admission.		
▶	Designated STEM degree by the U.S. Department of Homeland Security		

	B	M	D
College of Applied Science and Technology			
Agriculture [BS options: Agribusiness; Agriculture Communications and Leadership; Agriculture Teacher Education; Agronomy Management; Animal Industry Management; Animal Science; Crop and Soil Science; Food Industry Management; Horticulture and Landscape Management; Pre-Veterinary Medicine] [MS options: Agribusiness; Agricultural Education and Leadership; Agriscience]	ST	●	
▶ Computer Science [BS options: General Computer Science; Web Computing]	CS	GP	
▶ Computer Systems Technology	ST		
Construction Management	ST		
Criminal Justice Sciences	GE	●	
▶ Cybersecurity	IS		
▶ Engineering Technology	ST		
▶ Environmental Health and Sustainability	ST		
Exercise Science [BS options: Allied Health Professions; Health and Human Performance]	GE		
Family and Consumer Sciences [BA/BS options: General Family and Consumer Sciences; Family and Consumer Science Teacher Education] [MA/MS options: Human Development and Family Science; Fashion Design; Fashion Merchandising; Interior Design]	GE	GP	
Fashion Design and Merchandising [See Family and Consumer Sciences for MA/MS options]	GE		
Graphic Communications	GE		
Health Informatics and Management [BS options: General Health Information Management; Registered Health Information Technician - HIM Emphasis]	GE		
Health Promotion and Education [BS options: Community Health Promotion, School Health Education]	GE		
Human Development and Family Science [See Family and Consumer Sciences for MA/MS option]	GE		
▶ Information Systems [BS options: Information Systems; Integration of Enterprise Systems, Systems Development/Analyst; Web Application Development] [MS options: Geographic Information Systems; Internet Application Development; Network and Security Management; Systems Development]	IS	GP	
Interior Design [See Family and Consumer Sciences for MA/MS option]	GE		
Kinesiology and Recreation [MS options: Applied Community and Economic Development; Athletic Training; Biomechanics; Exercise Physiology; Psychology of Sport and Physical Activity; Recreation Administration; Sport Management]		GP	
▶ Network and Telecommunications Management	IS		
Nutrition [BA/BS options: Dietetics; Food and Nutrition Management] [MA/MS option: Nutrition]	GE	GP	
Physical Education Teacher Education	GE	●	
Recreation and Park Administration [BS options: Recreation Management, Therapeutic Recreation]	GE	●	
Renewable Energy	ST		

International Year One

Indicates the International Year One program that should be taken to progress to an undergraduate academic program. This program is also available through direct admission.

BU Business	GE General
CS Computer Science	ST Science, Applied Sciences and Technology
IS Information Systems	FA Fine Arts

	B	M	D
▶ Technology [BS option: Technology and Engineering Education*] [MS options: Project Management; Quality Management and Analytics; STEM Education and Leadership*]	ST	GP	
College of Arts and Sciences			
Anthropology [MA/MS option: Applied Community and Economic Development]	GE	●	
▶ Applied Economics [MA/MS options: Electricity, Natural Gas and Telecommunications Economics; Financial Economics; General; Quantitative Economics]			GP
Audiology	GE		●
▶ Biochemistry	ST		
▶ Biological Sciences [BS options: Biology Teacher Education*, Conservation Biology; General Biology; Molecular and Cellular Biology; Physiology; Neuroscience and Behavior; Plant Biology; Zoology] [MS options: Biological Sciences; Behavior, Ecology; Evolution and Systematics; Bioenergy; Biomathematics; Biotechnology; Conservation Biology; Neuroscience and Physiology] [PhD options: Biological Sciences; Behavior; Ecology; Evolution and Systematics; Molecular and Cellular Biology; Neuroscience and Physiology]	ST	●	●
▶ Chemistry [BS options: General Chemistry, Chemistry Teacher Education] [MS option: Chemistry]	ST	●	
Communication		●	
Communication Studies [BA/BS options: Communication Studies, Communication Science and Disorders, Interpersonal, Organizational and Leadership Communication, Political Communication]	GE		
Economics [BA/BS options: General Economics, Managerial Economics]	ST		
English [BA options: General English; Creative Writing; English Teacher Education; Technical Writing and Rhetoric]	GE	●	
English Studies			●
▶ Environmental Systems Sciences and Sustainability	ST		
European Studies	GE		
French [BA options: French Teacher Education; General French]	GE		
Geography [BA/BS options: General Geography, Geography Social Science Teacher Education]	GE		
▶ Geology [BS options: Traditional Geology]	ST		
German [BA options: General German, German Teacher Education]	GE		
History [BA/BS options: History-Social Sciences Teacher Education, General History]	GE	●	
▶ Hydrogeology			GP
Interdisciplinary Studies [BA/BS options: Individualized, Multidisciplinary Studies]	GE		
Journalism	GE		
Languages, Literatures, and Cultures [MA options: Spanish]		●	
Legal Studies	GE		

	B	M	D
Mass Media [BA/BS options: Media Arts; Media Management; Promotion and Sales]	GE		
▶ Mathematics [BS options: Actuarial Science, General Mathematics, Statistics, Mathematics Teacher Education] [MS options: Mathematics; Actuarial Science; Applied Statistics; Biomathematics; Elementary and Middle School Mathematics Education] [PhD option: Mathematics Education]	ST	GP	●
Philosophy	GE		
▶ Physics [BS options: General Physics; Computational Physics; Engineering Physics; Physics Teacher Education]	ST		
Political Science [MA/MS options: Applied Community and Economic Development; Political Science; Global Politics; Public Service]	GE	●	
Psychology [MA/MS options: Clinical-Counseling Psychology; Cognitive and Behavioral Sciences; Developmental Psychology; Industrial/Organizational-Social Psychology; Quantitative Psychology; Specialist in School Psychology]	GE	●	
Public Relations	GE		
School Psychology			●
Social Work [MSW options: Child and Family Practice; Gerontology Practice; School Social Work]	GE	●	
Sociology [MS options: Sociology; Applied Community and Economic Development]	GE	●	
Spanish [BA options: General Spanish, Spanish Teacher Education]	GE		
Speech Language Pathology	GE	●	

College of Business			
Accountancy [BS/MPA options: Accountancy and Information Systems, Professional Accountancy] [BS options: Business Information Systems, Career Specialty, Financial Accounting] [MS option: Accountancy]	BU	GP	
Business Administration	BU	GP	
Business Information Systems	BU		
Business Education [BA/BS/BS.ED options: Business Teacher Education, Training and Development]	GE	●	
Finance	BU		
International Business	BU		
▶ Management [BS options: Entrepreneurship and Small Business Management; Human Resource Management; Organizational Leadership]	BU		
Marketing [BS options: General Marketing, Integrated Marketing Communication, Professional Sales, Advanced Marketing Analytics]	BU		
Risk Management and Insurance [BS options: Business Information Systems; Risk Management and Insurance]	BU		

	B	M	D
College of Education			
College Student Personnel Administration			●
Early Childhood Education	GE		
Elementary Education [BS/BS.ED options: Elementary Education, Bilingual/Bicultural Teacher Education (English-Spanish)]	GE		
Educational Administration [MS/MS.ED options: Educational Administration, Principal - MS.ED only, Teacher Leader - MS.ED only] [ED.D/PhD option: Educational Administration]		●	●
Middle Level Teacher Education	GE		
Special Education [BS.ED options: Specialist in Deaf and Hard of Hearing; Specialist in Learning and Behavior; Specialist in Low Vision and Blindness] [Ed.D. option: Special Education]	GE		●
Teaching and Learning		GP	●

Wonsook Kim College of Fine Arts			
Art [BA option: Art History] [BS option: Art Teacher Education] [MS option: Art Education, MA option: Visual Culture]	FA	●	
Creative Technologies [BA/BS options: Game Design, Interdisciplinary Technologies]	FA	GP	
Graphic Design	FA		
Music [BS options: General Music, Music Business, BM options: Music Composition, Music Composition - Theory Emphasis, Music Therapy, New Media Composition] [MM options: Music Composition, Music Therapy]	FA	GP	
Music Education [BME options: Choral-General-Keyboard, Choral-General-Vocal, Instrumental Band, Instrumental Orchestra] [MMED option: Music Education] [MM option: String Pedagogy]	FA	●	
Music Performance [BM options: Band and Orchestra Instruments Performance; Classical Guitar Performance; Keyboard Performance; Voice Performance, Jazz Studies] [MM options: Collaborative Piano; Conducting; Jazz Performance, Music Performance]	FA	GP	
Studio Arts [BA/BS options: Ceramics; Drawing; Expanded Media; Glass; Intaglio; Lithography; Painting; Photography; Sculpture; Video; Wood/Metals] [MFA options: Ceramics; Drawing; Expanded Media; Glass; Intaglio; Lithography; Painting; Photography; Sculpture; Video; Wood/Metals]	FA	GP	
Theatre [BA/BS options: Acting; Dance Performance; Dance Teacher Education; Design/Production; Theatre, Film and Digital Media; Theatre Studies; Theatre Teacher Education] [MA/MFA options: Costume Design, Directing, Lighting Design, Scene Design] [MA/MS option: Theatre Directing, Theatre Studies]	FA	GP	

Mennonite College of Nursing			
Nursing [BSN options: Traditional BSN (Pre-Licensure), Accelerated BSN] [MSN options: Family Nurse Practitioner]		●	●
Nursing Practice			●



UNDERGRADUATE ADMISSIONS

We offer several routes to admission. With more than 150 bachelor's degrees, including programs with flexible study plans and start dates throughout the year, we will help you find the option that's right for you.

We don't design our programs for one type of student; our programs are built for everyone. Where you will begin depends on your grades and English level. Where you end up is where you want to be: graduating with a bachelor's from Illinois State.

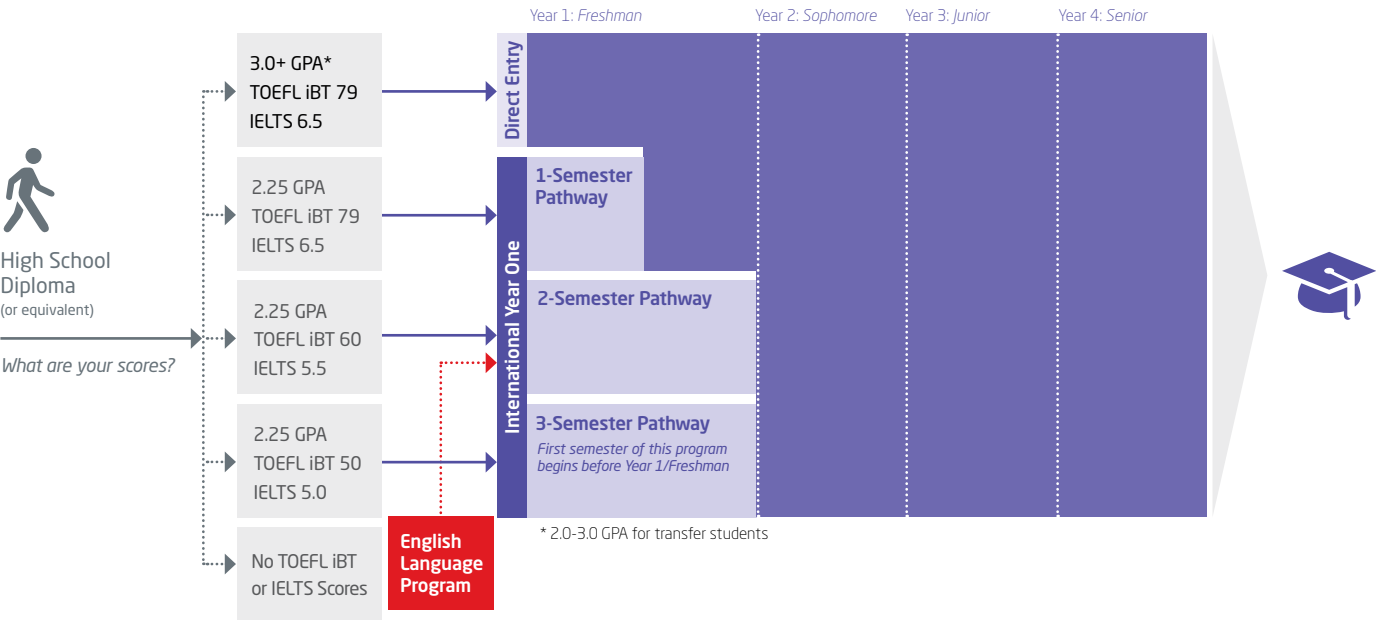
→ **DIRECT ENTRY:** If you meet the academic and English language requirements for your degree program, you can apply directly to Illinois State University. To apply, you will need the following required documents: declarations, high school transcripts, university transcripts (for transfer applicants), proof of high school completion, portfolios and auditions (Fine Arts programs), passport and English test score. An application fee may apply. For more information, visit [illinoisstate.edu/admissions/international/requirements](https://www.intostudy.com/illinoisstate/requirements)

→ **INTERNATIONAL YEAR ONE:** International Year One allows you to begin earning credits toward your degree even if you do not meet the academic and English requirements for direct entry. You will receive additional academic, English language and cultural support to help you successfully complete your first year and graduate in the same amount of time as direct entry students. For more information, visit www.intostudy.com/illinoisstate/programs

Entry Requirements				
PROGRAM	DIRECT	INTERNATIONAL YEAR ONE		
		1-SEMESTER	2-SEMESTER	3-SEMESTER
Program requirements	High school diploma	High school diploma		
Minimum GPA Equivalent	3.0 Freshman admission 2.0-3.0 Transfer admission	2.25	2.25	2.25
TOEFL iBT	79	79	60	50
IELTS	6.5	6.5	5.5	5.0
IELA	N/A	176	162	154
Duolingo	105	105	90	75
Academic English	N/A	N/A	Level 4	N/A
Note: Entry requirements are subject to change and may vary by program.				
<div>Institutional Code TOEFL: 1319 SAT: 1319 ACT: 1042</div>				
Dates				
PROGRAM	DIRECT	INTERNATIONAL YEAR ONE		
Start Dates	Fall 2022: Aug 2022 Spring 2023: Jan 2023 Summer 2023: May 2023	Fall 2022: Aug 15, 2022 Spring 2023: Jan 9, 2023		

→ **ENGLISH LANGUAGE PROGRAM:** If you do not meet the direct or International Year One entry language requirements, you can enter our Academic English program to improve your academic and language skills. Once you have achieved the required language level, you can progress to International Year One. Learn more on page 21.

Undergraduate Degree Program



International Year One Programs

* Estimated credits remaining after Pathway/Total credit hours needed to complete degree.

Semester(s)	Start Dates		Credits*	Entry Requirements: High School Diploma					Progression Requirements	
	Fall	Spring		GPA	TOEFL iBT	IELTS	IELA	Duolingo	GPA	Other
Business										
3-Semester	•		85/120	2.25	50	5.0	154	75	2.5	• No grade below C • No I or W grades
2-Semester	•	•	89/120		60	5.5	162	90		
1-Semester	•	•	104/120		79	6.5	176	105		
Computer Science										
3-Semester	•		83/120	2.25	50	5.0	154	75	2.5	• No grade below C • No I or W grades
2-Semester	•	•	87/120		60	5.5	162	90		
1-Semester	•	•	103/120		79	6.5	176	105		
Fine Arts										
3-Semester	•		80-86/120	2.25	50	5.0	154	75	2.5	• No grade below C • No I or W grades
2-Semester	•	•	84-90/120		60	5.5	162	90		
1-Semester	•	•	102-105/120		79	6.5	176	105		
General										
3-Semester	•		86/120	2.25	50	5.0	154	75	2.5	• No grade below C • No I or W grades
2-Semester	•	•	90/120		60	5.5	162	90		
1-Semester	•	•	105/120		79	6.5	176	105		
Information Systems										
3-Semester	•		84/120	2.25	50	5.0	154	75	2.5	• No grade below C • No I or W grades
2-Semester	•	•	88/120		60	5.5	162	90		
1-Semester	•	•	103/120		79	6.5	176	105		
Science, Applied Sciences and Technology										
3-Semester	•		83/120	2.25	50	5.0	154	75	2.5	• No grade below C • No I or W grades
2-Semester	•	•	87/120		60	5.5	162	90		
1-Semester	•	•	103/120		79	6.5	176	105		

Entry and progression requirements are subject to change and may vary by program.
*Some majors have limited elective options, and students may be required to earn more than 120 credits to graduate.

[SAMPLE INTERNATIONAL YEAR ONE PROGRAM] Science, Applied Sciences and Technology				
2-Semester Pathway Fall: August 15, 2022 Spring: January 9, 2023		Degree Program Components 120 credit hour program 33 credit hours apply from Pathway 87 credit hours remaining toward degree		Program Information
Entry Requirements <ul style="list-style-type: none">High school diploma with equivalent of 2.25 GPA out of 4.0Language requirement:<ul style="list-style-type: none">TOEFL iBT 60IELTS 5.5IELA 162Duolingo 90	Semester 1	Course Title	Credit Hours	Progression Requirements <ul style="list-style-type: none">2.5 GPANo W or I grade in a classNo grade below C Notes *Dependent on results of math placement exam. Some majors have limited elective options, and students may be required to earn more than 120 credits to graduate.
	IDS 103	Writing for Academic Purposes	3	
	IDS 104	Communication for Academic Purposes	3	
	IDS 105	Reading for Academic Purposes	3	
		Major Class	4	
		Major Class	4	
		Total	17	
	Semester 2	Course Title	Credit Hours	
	IDS 130	Advanced Writing for Academic Purposes	3	
	IDS 131	Advanced Academic Skills	3	
1-Semester Pathway Fall: August 9, 2021 Spring: January 3, 2022		General Education Class	4	
		Major Class	3	
		Elective	3	
		Total	16	
	Semester 1	Course Title	Credit Hours	
	IDS 130	Advanced Writing for Academic Purposes	3	
	IDS 131	Advanced Academic Skills	3	
		General Education Class	4	
		Major Class	4	
		Elective	3	
		Total	17	

IllinoisState.edu/academics



US UNDERGRADUATE EDUCATION SYSTEM

To graduate with your 4-year undergraduate degree, you will need to take the following classes:

Core classes: General education courses can include English composition, social sciences, humanities, history, mathematics and natural/physical science. These are typically taken at the beginning of your degree.

Major classes: These classes will be about the specific field of study you chose. They are typically taken toward the last part of your degree.

GRADUATE ADMISSIONS

Illinois State University offers 90+ master’s degrees to help you develop your passion, strengths and skills into a career. There are multiple ways to begin your graduate studies.

How you start your program depends on your academic profile and your English level. How you finish your program is exactly how you pictured: graduating with a master’s or PhD from Illinois State.

→ **Direct Entry:** If you meet the academic and English language requirements for your degree program, you can apply directly to Illinois State.

To apply, you will need the following required documents: declarations, university transcripts, proof of degree, personal statement, portfolios and auditions (for applicable programs), passport and English test score. An application fee may apply. Some programs may also require GRE or GMAT scores.

Graduate degrees are competitive, and an extensive review of your application will be done. Please expect a longer turnaround for an admissions decision. For more information, visit illinoisstate.edu/admissions/international/requirements

→ **Graduate Pathway:** Our Graduate Pathways allow you to begin earning credits toward your degree even if you do not meet the academic and English requirements for direct entry. The program will help build the academic foundation and essential English language skills you need to successfully progress to your master’s degree. For more information, visit www.intostudy.com/illinoisstate/programs

→ **English Language Program:** If you do not meet the direct or Graduate Pathway program entry language requirements, you can enter our Academic English program to improve your academic and language skills. Once you have achieved the required language level, you can progress to a Graduate Pathway program. Learn more on page 21.

[SAMPLE GRADUATE PATHWAY PROGRAM] Graduate Pathway in MBA with Business Background				
2-Semester Pathway		Degree Program Components		Program Information
Fall: August 15, 2022 Spring: January 9, 2023		36 credit hour program 12 credit hours apply from Pathway 24 credit hours remaining toward degree		
Entry Requirements		Semester 1	Course Title	Credit Hours
<ul style="list-style-type: none">Completion of an undergraduate degree with background coursework in business*, with 2.5 GPA out of 4.0Language requirements<ul style="list-style-type: none">TOEFL 65IELTS 5.5IELA 169Duolingo 95		IDS 403	Writing for Academic Purposes	3
		IDS 405	Reading for Academic Purposes	3
		MBA 411	Fundamentals of Strategic Decision Making	3
		MBA 430	Advanced Marketing Management	3
		Total		12
		Semester 2	Course Title	Credit Hours
		IDS 401	Advanced Writing for Graduate Students	3
		MBA 416	Applied Tools for Business Decision Making	3
		MBA 421	Analysis of Organizational Behavior	3
		Total		9
		Progression Requirements		
		<ul style="list-style-type: none">3.0 GPANo grade below BNo I or W grades		
		*Background in the following coursework required: business law essentials; business math and statistics; fundamentals of economics (to include micro and macro economics); financial accounting; managerial accounting; principles of management; principles of marketing; corporate finance		
		Notes		
		These courses are generally delivered through the INTO Center and are for Pathway students only.		

1-Semester Pathway		Degree Program Components		
Fall: August 15, 2022 Spring: January 9, 2023		36 credit hour program 9 credit hours apply from Pathway 27 credit hours remaining toward degree		
Entry Requirements		Semester 1	Course Title	Credit Hours
<ul style="list-style-type: none">Completion of an undergraduate degree with background coursework in business*, with 2.5 GPA out of 4.0Language requirements<ul style="list-style-type: none">TOEFL 79IELTS 6.5IELA 176Duolingo 105		IDS 401	Advanced Academic Skills for Graduate Students	3
		MBA 421 or	Analysis of Organizational Behavior or	3
		MBA 430	Advanced Marketing Management	
		MBA 468	Management Information Systems: Organizational and Technological Issues	3
		MBA 416	Applied Tools for Business Decision Making	3
		Total		12

IllinoisState.edu/academics

Graduate Pathway Programs

*Estimated credits remaining after Pathway/Total credit hours needed to complete degree.

Semester	Start Dates		Credits*	Entry Requirements				Progression Requirements			
	Fall	Spring		GPA	Bachelor's Degree	TOEFL	IELTS	IELA	Duolingo	GPA	Other
Accountancy with Accounting Degree											
2-Semester	•	•	24-27/30-45	2.5	Bachelor's degree or equivalent in Accounting	70	6.0	172	95	3.0	<ul style="list-style-type: none">• No grade below B• No W or I grade in a class• GMAT 500
1-Semester	•	•	27-36/30-45			79	6.5	176	105		
Accountancy with Non-Accounting Degree											
2-Semester	•	•	27-36/30-54	2.5	Bachelor's degree or equivalent	70	6.0	172	95	3.0	<ul style="list-style-type: none">• No grade below B• No W or I grade in a class• GMAT 500
1-Semester	•	•	27-45/30-54			79	6.5	176	105		
Actuarial Science											
2-Semester	•	•	14-20/30-32	2.5	Bachelor's degree or equivalent Some prerequisite mathematics courses may be required	65	5.5	169	95	3.0	<ul style="list-style-type: none">• No grade below B• No W or I grade in a class
1-Semester	•	•	23-25/30-32			79	6.5	176	105		
Computer Science with CS Background											
2-Semester	•	•	21/33	2.5	Bachelor's degree or equivalent in Computer Science or related field Students may be required to complete 1-2 pre-requisite courses in addition to degree requirements	65	5.5	169	95	3.0	<ul style="list-style-type: none">• No grade below B• No W or I grade in a class
1-Semester	•	•	24/33			79	6.5	176	105		
Computer Science without CS Background											
2-Semester	•	•	33/33	2.5	Bachelor's degree or equivalent in technical area of study, such as analytics, statistics, math, physics and engineering 1-semester students must have background in Java. Students will be required to complete up to 7 pre-requisite courses in addition to degree requirements	65	5.5	169	95	3.0	<ul style="list-style-type: none">• No grade below B• No W or I grade in a class
1-Semester	•	•	33/33			79	6.5	176	105		
Creative Technologies											
2-Semester	•	•	25/39	2.5	Bachelor's degree or equivalent Portfolio of creative work Letters of application stating your interest and emphasis Writing sample: poetry, short story, script or essay	65	5.5	169	95	3.0	<ul style="list-style-type: none">• No grade below B• No W or I grade in a class
1-Semester	•	•	29/39			79	6.5	176	105		
Economics [MA/MS: Applied Economics; Electricity, Natural Gas, and Telecommunications Economics; Financial Economics]											
2-Semester	•	•	22/34	2.5	Bachelor's degree or equivalent and completion of specific undergraduate courses with a grade of B or better	65	5.5	169	95	3.0	<ul style="list-style-type: none">• No grade below B• No W or I grade in a class
1-Semester	•	•	25/34			79	6.5	176	105		
Fashion Design											
2-Semester	•	•	18/30	2.5	Bachelor's degree or equivalent	65	5.5	169	95	3.0	<ul style="list-style-type: none">• No grade below B• No W or I grade in a class
1-Semester	•	•	21/30			79	6.5	176	105		
Fashion Merchandising											
2-Semester	•	•	18/30	2.5	Bachelor's degree or equivalent	65	5.5	169	95	3.0	<ul style="list-style-type: none">• No grade below B• No W or I grade in a class
1-Semester	•	•	21/30			79	6.5	176	105		
Human Development and Family Science											
2-Semester	•	•	18/30	2.5	Bachelor's degree or equivalent in Human Development, Psychology, Sociology or related field Students without human development background may be required to take up to 3 prerequisites during their Pathway program	65	5.5	169	95	3.0	<ul style="list-style-type: none">• No grade below B• No W or I grade in a class
1-Semester	•	•	21/30			79	6.5	176	105		
Hydrogeology											
2-Semester	•	•	20/32	2.5	Bachelor's degree or equivalent in Geology or completion of specific courses	65	5.5	169	95	3.0	<ul style="list-style-type: none">• No grade below B• No W or I grade in a class
1-Semester	•	•	23/32			79	6.5	176	105		
Information Systems with IS Background [MS in General; Geographic Information Systems; Internet Application Development; Network and Security Management; Systems Development]											
2-Semester	•	•	27/39**	2.5	Bachelor's degree or equivalent in Information Systems and completion of specific undergraduate courses with a grade of B or better	65	5.5	169	95	3.0	<ul style="list-style-type: none">• No grade below B• No W or I grade in a class
1-Semester	•	•	30/39**			79	6.5	176	105		
Information Systems with Non-IS Background [MS in General; Geographic Information Systems; Internet Application Development; Network and Security Management; Systems Development]											
2-Semester	•	•	39-48/51-60†	2.5	Bachelor's degree or equivalent	65	5.5	169	95	3.0	<ul style="list-style-type: none">• No grade below B• No W or I grade in a class
1-Semester	•	•	45/51-60†			79	6.5	176	105		
Interior Design											
2-Semester	•	•	27/39	2.5	Bachelor's degree or equivalent Depending on their undergraduate degree, students may have to take up to 6 prerequisites	65	5.5	169	95	3.0	<ul style="list-style-type: none">• No grade below B• No W or I grade in a class
1-Semester	•	•	30/39			79	6.5	176	105		
Kinesiology and Recreation [MS in Biomechanics; Exercise Physiology]											
2-Semester	•		15/33	2.5	Bachelor's degree or equivalent in Kinesiology, Exercise Physiology, Biomechanics, Motor Learning or Physical Therapy	65	5.5	169	95	3.0	<ul style="list-style-type: none">• No grade below B• No W or I grade in a class
1-Semester	•		24/33			79	6.5	176	105		
Mathematics [MS in Mathematics; Applied Statistics; Biomathematics]											
2-Semester	•	•	16-18/30-32	2.3	Bachelor's degree or equivalent in Mathematics	65	5.5	169	95	3.0	<ul style="list-style-type: none">• No grade below B• No W or I grade in a class
1-Semester	•	•	24-25/30-32			79	6.5	176	105		
MBA with Business Background											
2-Semester	•	•	24/36	2.5	Bachelor's degree or equivalent with background coursework in business	65	5.5	169	95	3.0	<ul style="list-style-type: none">• No grade below B• No W or I grade in a class
1-Semester	•	•	27/36			79	6.5	176	105		
Nutrition											
2-Semester	•	•	18/30	2.5	Bachelor's degree or equivalent in Food, Nutrition, Dietetics or related field	65	5.5	169	95	3.0	<ul style="list-style-type: none">• No grade below B• No W or I grade in a class
1-Semester	•	•	21/30			79	6.5	176	105		

Entry and progression requirements are subject to change and may vary by program.

**Some students may need to take up to 3 prerequisite courses, which will increase the number of credits needed for degree

†Students may be required to take up to 7 prerequisite courses

* Estimated credits remaining after Pathway/Total credit hours needed to complete degree.

Semester	Start Dates		Credits*	Entry Requirements				Progression Requirements			
	Fall	Spring		GPA	Bachelor's Degree	TOEFL	IELTS	IELA	Duolingo	GPA	Other
MBA with Non-Business Background - Plan A											
2-Semester	•	•	36/36-43*	2.5	Bachelor's degree or equivalent No work experience required	65	5.5	169	95	3.0	<ul style="list-style-type: none">No grade below BNo W or I grade in a classGMAT 450Successful completion of all Business modules and courses
MBA with Non-Business Background - Plan B											
2-Semester	•	•	27/36-43*	2.5	Bachelor's degree or equivalent No work experience required	79	6.5	176	120	3.0	<ul style="list-style-type: none">No grade below BNo W or I grade in a classSuccessful completion of all Business modules and courses
Music [MM in Music Conducting; Collaborative Piano; Music Composition; Music Performance]											
2-Semester	•		20-21/34-35	2.5	Bachelor's degree or equivalent in Music Audition required	65	5.5	169	95	3.0	<ul style="list-style-type: none">No grade below BNo W or I grade in a class
1-Semester	•	•	25-26/34-35			79	6.5	176	105		
Studio Arts											
2-Semester	•		48/60	2.3	Bachelor's degree or equivalent Portfolio of creative work 5-page sample of your academic writing Statement addressing ideas central to your current work and intentions for graduate study, as well as your studio discipline	65	5.5	169	95	3.0	<ul style="list-style-type: none">No grade below BNo W or I grade in a class
1-Semester	•		51/60			79	6.5	176	105		
Teaching and Learning											
2-Semester	•		18/30	2.5	Bachelor's degree or equivalent in education OR in a subject area with 2+ years full-time teaching experience in the subject area	65	5.5	169	95	3.0	<ul style="list-style-type: none">No grade below BNo W or I grade in a class
1-Semester	•		21/30			79	6.5	176	105		
Technology [MS in Project Management; Quality Management and Analytics; Training and Development]											
2-Semester	•	•	18/30	2.5	Bachelor's degree or equivalent	65	5.5	169	95	3.0	<ul style="list-style-type: none">No grade below BNo W or I grade in a class
1-Semester	•	•	21/30			79	6.5	176	105		
Theatre Studies											
2-Semester	•	•	25/36	2.5	Bachelor's degree or equivalent Curriculum Vitae that meets departmental guidelines	65	5.5	169	95	3.0	<ul style="list-style-type: none">No grade below BNo W or I grade in a class
1-Semester	•	•	29/36			79	6.5	176	105		

Entry and progression requirements are subject to change and may vary by program.
*Students may be required to take up to 8 business foundation courses.

ACADEMIC ENGLISH

Our Academic English program prepares you for the university degree by improving your English language skills and providing you with the academic tools you need to succeed. Students like you will learn English in and out the classroom and you will be taught by our qualified and experienced faculty. You will have a chance to practice your English during your everyday life with native speakers. On top of that, you will receive customized support for international students to help you transition to life at a US university.

What You Will Learn

- Understand US values in an academic setting.
- Present spoken and written ideas accurately and effectively in English.
- Write research papers with proper use of citations and references.
- Read, understand and critically evaluate academic texts.
- Understand and use vocabulary common to academic disciplines.
- Take useful and accurate notes in academic lectures and presentations.

Academic Study Plan Calculator

Our Academic Study Plan Calculator will help you estimate your study plan. Simply add your academic program and English scores and receive an estimated study plan showing your duration of study.

<https://estimateus.intostudy.com>

Additional Assistance

Academic English students begin making connections with Americans right away. The Language Partners Program matches American students with Academic English students for conversation practice and cultural exchange. American student tutors are available to help Academic English students practice their speaking, writing and study skills.

For current information, visit
www.intostudy.com/illinoisstate/academic-english



Key Program Facts

Program length is 16 weeks (12 weeks in Summer)

High school diploma required

No English language requirement; students will be assessed and placed upon arrival

Minimum age 17

Multiple levels of instruction from beginner to advanced

20 hours of instruction per week

Progression Requirements

International Year One 2-Semester

Completion of Academic English Level 4

Graduate Pathway 2-Semester

Completion of Academic English Level 4

Start Dates for Academic English

Fall 2022	Spring 2023	Summer 2023
Aug 15, 2022	Jan 9, 2023	May 10, 2023

LEVEL 1

Describe a tradition from your country

LEVEL 2

Compare and contrast energy resources

LEVEL 3

Build an argument on a topic of global importance

LEVEL 4

Debate the effects of social media

Beginner

Laying Academic English foundations

Intermediate

Building Academic English for undergraduate success/readiness

Every level integrates the following language skills: reading, writing, listening, speaking, grammar and vocabulary development.

Note: This is an example of what you will accomplish at each level.

"I picked Illinois State University because I want to be an actuary and get my master's degree in Actuarial Science. I learned that Illinois State had such a good program in Actuarial Science, with a lot of support for the exams that I will need to take. My ambition is to make a big contribution to the industry and to bring the opportunities within Actuarial Science to my home country."

Nutcha, Thailand
MS in Mathematics - Actuarial Science



Invest in your degree.
Invest in your future.
Invest in you.

With a strong foundation and on-the-job experiences, your education can determine how far you go in your career. Based on your program, you will receive the level of support that corresponds to your academic profile, English language scores and budget.

Enrolling in our Pathway programs, International Year One (IYO) and Academic English (AE) program will give you premier access to our Pre-arrival Success Services and airport pickup on designated days. You will also enjoy housing coverage and extra meals during university holidays and breaks.

Programs There are two semesters per academic year (Fall, Spring), each lasting 17 weeks. AE and IYO also have summer courses, if their study plan overlaps with summer term. Direct entry students also may take classes during a 12-week Summer term for an additional cost.

Undergraduate

	International Year One (IYO)			Undergraduate Direct	
Program Length	1 Semester	2 Semesters	3 Semesters	1 Semester	2 Semesters
TUITION AND FEES	\$17,630	\$30,650	\$39,855	\$13,535	\$27,070
Housing	\$5,030	\$10,060	\$15,180	\$5,660	\$11,320
Meals	\$2,670	\$5,340	\$6,940		
Insurance	\$380	\$760	\$1,055	\$300	\$600

Graduate

	Graduate Pathway		Graduate Direct	
Program Length	1 Semester	2 Semesters	1 Semester	2 Semesters
TUITION AND FEES	\$16,370	\$28,430	\$11,690	\$23,380
Insurance	\$380	\$760	\$300	\$600

Academic English (AE)

	Academic English
Program Length	1 Semester
TUITION AND FEES	\$7,400
Housing*	\$5,030
Meals**	\$2,670
Insurance	\$380

Campus Housing

Undergraduate Direct, Academic English (AE) + International Year One (IYO), and IYO
Double occupancy rooms: **\$7,700/semester**

On-campus housing is required for Undergraduate Direct, AE + IYO, and IYO students for two years from the date of high school graduation. The housing price shown is based on a double room with a common bathroom. The meal plan includes and all-you-can-eat option in our two dining halls. AE + IYO and IYO students also get additional catered meals on certain days during the academic breaks (spring break, holidays, etc.). The estimated cost of books and supplies is \$400 per semester (purchased by student).

*Only students who are enrolled in IYO or AE + IYO are eligible for on-campus housing. On-campus housing is only guaranteed for students who confirm before July 1 and December 1. More information about off-campus housing and costs can be found at <https://offcampushousing.illinoisstate.edu>

**Meal plans are available for students living off-campus but are not required.

Are you an F-1 student? You will need to provide proof of funding in order to get your I-20. Proof of funding is a way a student shows they have sufficient funds (usually via a recent bank statement) to live and study full-time in the US for up to one academic year. This is different from the cost of attendance OR a statement of account. The proof of funding amount will not be an amount that is billed to you and is solely for immigration purposes. Click here to find out more about proof of finances for immigration purposes. www.intostudy.com/en/illinoisstate/costs

Scholarships

		Scholarship Name	Amount	Eligibility & Learn More	Tuition Payable first year ¹
PROGRAM GROUP	INTO Illinois State Scholarships	Regional Scholarship Undergraduate	Up to \$12,000	<ul style="list-style-type: none">Fully admitted to an International Year One or Graduate Pathway ProgramLimited availability: first come, first servedAmount subject to change—limited awards at maximum valueContact your INTO regional officer or Illinois State representative for more informationAdditional requirements vary by regionFor Pathway semester(s) only	\$18,650
		Regional Scholarship Graduate	Up to \$8,000		\$20,430
		International Year One Progression Scholarships	Up to \$9,000 \$3,000 per year with 3.0 GPA	<ul style="list-style-type: none">Enrolled as ISU degree-seeking student after successful completion of INTO ISU International Year One programMeet all progression requirements with a cumulative 3.0-3.49 will automatically qualify for \$3,000 per yearMeet all progression requirements with a cumulative 3.5 or above will automatically qualify for \$5,000 per yearRenewable up to 3 years with continuous enrollment at GPA 2.75 or aboveNo application required, applied automatically based on GPA	
			Up to \$15,000 \$5,000 per year with 3.5 GPA		
	Illinois State Scholarships	Undergraduate International Admissions Scholarships	\$4,000 \$1,000 per year with 3.0 GPA	<ul style="list-style-type: none">Renewable annually for four years or through the length of the student's original study plan, if student maintains a cumulative 2.75 GPAMinimum 3.0 GPA for \$1,000 per yearMinimum 3.5 GPA for \$2,000 per year	\$26,070
			\$8,000 \$2,000 per year with 3.5 GPA		\$25,070
		Graduate International Admissions Scholarship	\$2,000 per year with 3.5 GPA	<ul style="list-style-type: none">Students must have achieved the cumulative admission GPA indicatedStudents with graduate assistantships are not eligibleRenewable annually through the length of the student's original study plan, if the student maintains a cumulative 2.75 GPA	\$21,000
		Presidential Scholarship	Up to \$44,000 \$11,000 per year	<ul style="list-style-type: none">Apply for admission by November 1 for the following academic yearScholarship application is due December 15Direct Undergraduate FreshmanEligible for the Honors ProgramMinimum cumulative GPA of at least 3.75 on a 4.0 scaleAwarded through a competitive scholarship competitionRenewable up to four years if student maintains a cumulative 3.0 GPA	\$16,070
	Other Scholarships ²	International Baccalaureate Scholarship	\$1,000	<ul style="list-style-type: none">Apply for admission by November 15 for the following academic yearDirect Entry Freshmen who complete the IB Diploma Program or IB Career-Related Certificate ProgramSubmit eligibility form onlineAcademic credentials must be verified no later than July 15Awarded as funds are availableOne-time award	
		Young America International Scholarship	\$5,000	<ul style="list-style-type: none">Complete application to Illinois State University and scholarship application by May 1Direct Entry Bachelor's students onlyApplication requiredFive scholarships will be awarded to high academically achieving students per yearOnly available for Fall intakeOne-time award	

Amounts subject to change. Limited awards at maximum value. For more information visit: FinancialAid.IllinoisState.edu/scholarships

¹These are estimated tuition payments assuming a student receives the maximum scholarship value listed for this program.

²Can be combined with international admissions scholarships.

All prices are estimated from 2021-22 and are subject to change. Please visit www.intostudy.com/en/illinoisstate/costs for exact pricing.

What do students get out of campus housing?
Enrich your US university experience by living on campus. See page 6.

For details about Terms and Conditions, Country Scales and English Waivers visit: www.intostudy.com/illinoisstate/terms

How To Apply

Choose from two easy ways to apply

1 Apply via your local
INTO educational counselor

2 Apply online
Complete our online application form:

INTO Illinois State Programs:
apply.intostudy.com/illinoisstate

Direct Undergraduate:
illinoisstate.apply.intoglobal.com

Direct Graduate:
IllinoisState.edu/Apply



**ILLINOIS STATE
UNIVERSITY**
Illinois' first public university.

INTO Illinois State University

Campus Box 6180
Fell Hall, Floor 2
304 South University Street
Normal, IL 61761
USA

T: +1 309 438 0861

E: isuadmissions@intoglobal.com

www.intostudy.com/illinoisstate

Find us on:

 facebook.com/intoillinoisstate

 instagram.com/intoillinoisstate

 twitter.com/intoisu

 myin.to/illinoisstateYouTube

Chat online

with our students!



[www.intostudy.com/en/
campaigns/chat-illinoisstate](http://www.intostudy.com/en/campaigns/chat-illinoisstate)



WeChat



INTO

Through innovative partnerships with leading universities, we expand opportunities for higher education, ensuring success and transforming the lives of our students and staff.

INTO GIVING

Working across the globe, INTO Giving supports projects that increase access to education and improve the quality of teaching and learning. For more information, visit www.into-giving.com

Discover more online

For counselors:
partnerportal.intoglobal.com/isu

For students:
www.intostudy.com/illinoisstate

Connect with us



Education counselor's stamp