

DREW

LAUNCH YOUR FUTURE



Why Choose Drew University?

Study in NYC

7 different semester programs: Wall Street, United Nations, Contemporary Art, Communications and Media, Museums and Cultural Management, New York Theatre and Social Entrepreneurship

11:1

Student-to-Faculty Ratio

#17

US Liberal Arts

Universities whose physical science majors earn PhDs

National Science Foundation

The Fiske Guide to Colleges ranks Drew University among its 2021

TOP 10 "BEST BUY"

Private colleges and universities nationwide

94%

Employed in their chosen field or in graduate school within six months of graduation

#76

Liberal Arts School
in the US

The Wall Street Journal/Times Higher Education 2020

DREW IS
AMONG
*THE PRINCETON
REVIEW'S 2020*
**BEST 385
COLLEGES
IN THE US**

70%

of classes have
fewer than
20 students

A DREW UNIVERSITY EDUCATION HAS OVER A \$1 MILLION
RETURN ON INVESTMENT OVER A 40-YEAR PERIOD, WHICH
RANKS US IN THE TOP 10% FOR ALL US COLLEGES

Georgetown University's Center on Education and the Workforce 2020

Top 40

in Political Science

The Princeton Review 2019

#10

Theatre Program
in the US

The Princeton Review 2020

Experience The Liberal Arts Advantage

About Drew University



YOUR EDUCATION. YOUR WAY.

Drew University is focused on experiential learning where you will benefit from personal relationships with your professors, practical-learning programs and a deep-rooted culture of collaboration within the greater community.



“

I know a lot of my friends do not know what degree they want to pursue just yet. Liberal arts at Drew allows you to dabble in a few different subjects and make an informed decision on what you would like to do, without losing any time towards graduation.”

Chipo held multiple internships with Regiments Capital and participated in the Wall Street Program. He now works for Citibank in South Africa.

CHIPO, South Africa
Bachelor's in Economics
Class of 2019

Why Choose Liberal Arts?

A liberal arts education equips you with skills for a lifetime of great career opportunities. Enjoy out-of-the-classroom experiences and customized academic programs that help you design your own university experience.

- Guaranteed career preparation for now and the future
- Small class sizes mean close relationships with faculty and mentors
- Nine combined-degree programs
- Pre-professional programs in law, medicine/health, engineering and more
- New York City Semester programs, internships, real-world experience

The INTO Drew Advantage

Drew University partners with INTO to create a support system for international students. We offer Academic English, International Year One, Undergraduate Transfer Program, Graduate Pathway, Integrated Master's Program and Direct Entry programs where you will work alongside your American peers and earn credits towards your degree while improving your English skills. After successful completion of your program, you will be able to progress to a Drew degree program. INTO Drew is located on campus and provides students many services including:

- Personalized academic coaching, language and cultural support
- Visa and Immigration Support
- Learning Resource Center
- Conversation Partners Program
- Family Friendship Program and Tilghman Executive Roundtable

Undergraduate and Graduate Progression Rates 2018-19

95.7% of all Pathway students were eligible to progress at Drew in 2018-19. Eligible students are those who successfully completed the Pathway program and qualified for admission as degree-seeking students. Enrolled students are those who enrolled as degree-seeking students in their next term of degree study at Drew university.

96%

overall student satisfaction

ACES Survey 2019

95.7%

Eligible Students

92.5%

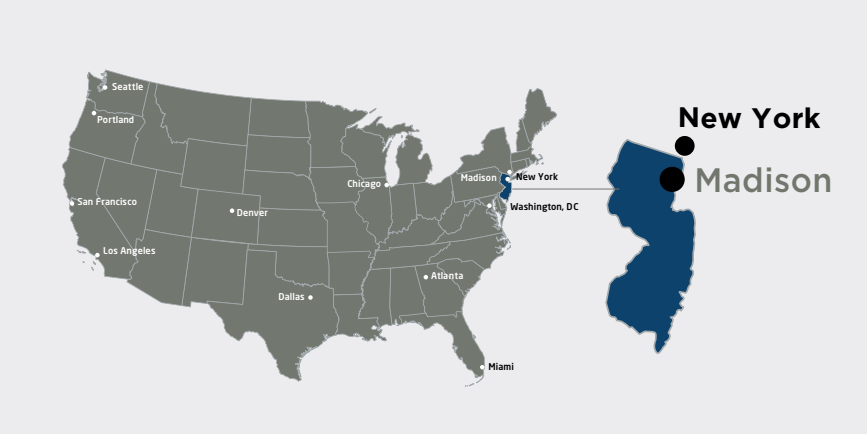
of Eligible Students ENROLLED

CEOs with Liberal Arts Degrees:

HOWARD SCHULTZ, Starbucks
JOHN MACKEY, Whole Foods
SUSAN WOJCICKI, YouTube
OPRAH WINFREY, Harpo Productions and Oprah Winfrey Network

Fast Facts

- Founded: 1867
- Enrollment: 2,000+
- International Students: 400+
- Countries Represented: 50+
- Bachelor's Degrees: 40
- Campus Size: 186 acres



Virtual Campus Tour

Take a campus tour from home with Drew's Virtual Tour at www.drew.edu/tour

Learn in the City

The train station is just a five-minute walk from campus and a 50-minute commute to New York City. Make the city your classroom and explore:

- Empire State Building, Statue of Liberty, Times Square, Central Park
- Shopping on Fifth Avenue
- Watch a Broadway show
- Internship opportunities with high-profile companies
- Mentorship opportunities with leading global experts

Internships

Madison is only 48 kilometers from New York City—an area filled with career prospects. Earn academic credits in an internship that prepares you for your career. Our master's programs in finance and data analytics have built-in and guaranteed internships.



Graduates go to work for the following Big-Name Companies

- | | |
|------------------------|-------------------------|
| • Americorps | • Mount Sinai Hospital |
| • Apple | • NASDAQ |
| • Bloomberg | • New York Life |
| • Coca-Cola | • Pfizer |
| • Deloitte | • Ralph Lauren |
| • Fidelity Investments | • Samsung |
| • Google | • Smithsonian Institute |
| • IBM | • Sony Music |
| • Merrill Lynch | • Teach for America |
| • Morgan Stanley | • Wells Fargo Advisors |

Alumni have continued their education at Top-Ranked Graduate Schools

- | | |
|-----------------------------|--|
| • Princeton University - #1 | • Duke University - #10 (tie) |
| • Harvard University - #2 | • Johns Hopkins University - #10 (tie) |
| • Columbia University - #3 | • New York University - #29 |
| • Stanford University - #6 | • Boston University - #40 |

U.S. News & World Report 2020

Live in the Forest



Explore Madison and New Jersey

The campus is located just around the corner from downtown Madison where you will find its Food Network-famous cafés, cute shops and an excellent music scene. Just an hour away you will find:

- Beaches and boardwalks of the Jersey Shore
- Ski resorts of the Pocono Mountains
- The Great Swamp National Wildlife Refuge
- Meadowlands Sports Complex
- Delaware Water Gap National Recreation Area
- Three major airports



New Jersey is home to one of the largest concentrations of pharmaceutical and telecommunications corporate headquarters and research centers.



Madison, New Jersey is ranked one of the safest towns in the state.

Safewise 2020



Housing and Dining

On-Campus Housing

Program	REQUIRED*	NOT REQUIRED
Academic English (AE)**	■	
AE + International Year One (IYO)**	■	
IYO	■	
AE + Undergraduate Transfer Program (UTP)**	■	
UTP	■	
Undergraduate Direct	■	
AE + Graduate Pathway (GPW)		■
GPW		■
Integrated Masters Program		■
Graduate Direct		■

Students may live off campus during their third year at Drew University, contingent on the fact that they have completed their Pathway program. On-campus housing is available for graduate students on a first-come, first-serve basis. Housing is available to undergraduate students for all four years.

*Students are required to live on campus for four semesters.
**Students are required to live on campus for the duration of the INTO Program.

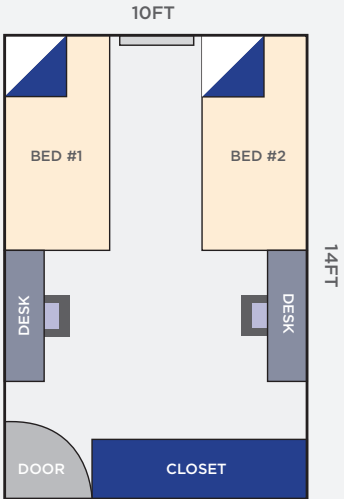
On-Campus Housing

Some of the benefits to living on campus are:

- 24-hour on-site support with a member of student services team living in the first-year dorms
- Live with your peers—90% of the student population lives on campus
- Convenient locations close to classrooms, libraries and campus facilities
- Lounges with televisions and games like billiards and table tennis
- A diverse living-learning environment

Meal Plan

All on-campus housing options include a meal plan. Students living off campus will have the option of purchasing a meal plan when they arrive.



Double Room, Shared Bathroom for Undergraduate Students
Each room is shared by two students and with a shared bathroom. There are more housing options after year one and for graduate students (based on availability).





Sabrina
Analyst at JP Morgan
Class of 2015

Launch Your Career. Launch Your Future.

WE INVEST...

 Master's in Chemical Engineering, Columbia University

 Internship, Quality Assurance Department

 South Korea shortTREC study abroad program

 RISE Program

 Senior Tutor of Chemistry, Physics and Math

 International House Assistant

 Secretary, International Student Association


 International Ambassador

 Drew University Chemistry Society (DUCS)

Sheryl, Malaysia
Bachelor's in Chemistry
Class of 2018



Leo
Chief Investment Officer at BNY Mellon
Class of 1980




Taryn
Marketing Coordinator at New England Patriots
Class of 2016



Ed
Co-Founder & CEO of Hot Paper Lantern
Class of 1989

...IN YOUR FUTURE.

Investment Banking Analyst at Oppenheimer Group 

Internships at NASDAQ and Oppenheimer Group 

Wall Street Semester 

Microeconomics and macroeconomics tutor 

Mentored by Professor Marc Tomljanovich 

Omicron Delta Epsilon (Economics Honor Society) 

Analyst for student-run investment group 

Research assistant to Professor Jennifer Kohn 

Externship, Tumblr 

President, International Students Association 



Zelyn, Malaysia
Bachelor's in Economics
Class of 2020

Drew syncs career development with rigorous academics and a powerful community. With Launch, you'll receive career development support throughout your four years at Drew.

Two Guaranteed Real-World Experiences

- Conduct research alongside world-class scientists and faculty experts
- Manage actual investments made with real money
- Intern at a top company in NYC
- Produce a play with a professional theatre company
- Visit the United Nations to meet members of the UN Secretariat

Mentor Connections That Matter

- Join guaranteed career communities with mentors customized for your specific goals
- Get advice and personalized recommendations from a network of more than 25,000 alumni, faculty and industry leaders
- Build connections throughout your degree program that you will use to secure opportunities throughout your life

Launch Tools

- Jumpstart career planning in your first year with the for-credit Launch workshop
- Utilize the online Launch tool throughout your academic program to track and show employers how you are developing market-ready skills
- Graduate with a career-ready Launch transcript to showcase your experiences and land a life-changing opportunity



“

It is safe to say that without the wonderful support of Drew University, especially the help of my mentor Professor Tomljanovich, I would not be sitting at my desk in lower Manhattan working in corporate finance and getting to look out at the New York City skyline every day.”

Kehong, China
Former Specialist and analyst at NASDAQ
Class of 2018

HOW THE NEW YORK SEMESTERS WORK

Kick off your career in some of the city's most powerful spaces. You will earn academic credit and make meaningful connections for your future. Drew's New York City semester programs have been recognized as innovations in higher education, and students in any major can enroll. Whether you pursue a semester related to your degree or explore something new, you will:

- Go into NYC twice a week (five times per week for Summer programs).
- Spend the morning learning in a Drew-NYC classroom.
- Apply what you learn in a real-world setting.
- Network with experts.

Find out more about the New York City Semesters: www.Drew.edu/globaled/nyctrec



“

During Drew's Wall Street Semester, I met a Senior Analyst from JP Morgan who was a Drew graduate. We exchanged business cards and he helped me with my résumé and how to apply for some internships. It was a great start in economics for me.”

Xumai, China
Master's of Finance at Boston College
Class of 2018

New York City Semester Programs

Semester on Wall Street

Gain a strong understanding of how markets work in the center of global financial markets.

- Make lower Manhattan your classroom.
- Visit investment firms and hedge funds like Goldman Sachs, BNY Melon and BlackRock, as well as NASDAQ, NYSE and the Securities and Exchanges Commission.
- Students who participated in this semester have been employed right after graduation with major NYC finance firms.

Semester on the United Nations

Learn about the inner workings of the UN and discuss the issues reshaping the international community.

- This is the oldest UN program in the United States with over 50 years working with the UN.
- The classroom is across the street from the UN General Assembly.
- Visit the UN Security Council, General Assembly, international ambassadors and delegates, NGO's (Red Cross, World Vision etc.).

New York Theatre Program

This year-long program partners with a professional theatre company to help you create an original piece to premiere in New York City and at Drew. This program is open to all majors and minors in the theatre and dance department.

- Learn theatre history through tours and museum visits.
- Get inspired by attending Broadway productions.
- Participate in hands-on workshops to learn new techniques.

Semester on Communications and Media

The Communications and Media semester will teach you how firms both big and small help create messages that shape identities and personalities for their companies, organizations and products.

- Take classes in our Madison Avenue classroom.
- Visit public relations firms (Peppercomm, Ruder Finn) broadcast companies (ABC, CBS) print media outlets (*The New York Times*, *Time Magazine*) and top companies like Google, Bloomberg and Twitter.

Semester on Social Entrepreneurship

Visit foundations, government offices and nonprofit organizations to examine their role in addressing social problems.

- Learn how nonprofits still meet bottom lines while making a difference in their community.
- Visit non-governmental organizations like in The Ford Foundation, MoMA, The MET, and other non profits.
- Complete a semester-long management project with a non-governmental organization.

Semester on Contemporary Art

Get involved in the New York contemporary art scene. This program is required for all art and art history majors.

- There is no classroom in this semester! You will be on the move visiting emerging art studios to some of the biggest art museums in NYC.
- Network with art dealers and brokers, gallery owners and curators.

Semester on Museums and Cultural Management

New York City is a top museum and cultural capital that attracts thinkers, artists, ethnographers and historians from around the world. You'll examine the role of museums in our constantly changing society.

- Visit world-renowned museums once a week like the American Museum of Natural History, the Guggenheim and MoMA.
- Meet with museum staff members and investigate the professional pathways that lead to successful careers.



Combined Degree Programs

Drew has partnered with prestigious US universities that put students on the fast track to earning multiple degrees in a variety of fields. By choosing a combined degree program, students diversify their experience and strengthen their abilities to find employment opportunities.

Columbia University in New York City

Columbia University is one of the world's most important centers of research and offers a distinctive environment for quality education. This program leads to a BA from Drew and BS in engineering from Columbia.

#3

in National Universities

U.S. News & World Report 2020

#7

Best Global Universities

U.S. News & World Report 2020

Student Progression Success

In the past six years, 14 students have successfully progressed to Columbia, 11 of which were international.

Wake Forest University in Winston-Salem, North Carolina

Wake Forest University is one of the nation's most respected private schools recognized for its outstanding academic reputation and challenging liberal arts curriculum. This program offers a combined degree with a BA from Drew and MA in management from Wake Forest (excludes Drew business majors).

#27

in National Universities

U.S. News & World Report 2020

#38

Best Undergraduate Business Programs

U.S. News & World Report 2020



Washington University in St. Louis

Washington University in St. Louis is among the world's leaders in teaching, research, patient care and service to society. This program leads to a BA from Drew and BS in engineering from Washington University in St. Louis. You can stay for an additional year to earn your master's degree in engineering with guaranteed scholarships.



#97

in National Universities

U.S. News & World Report 2020

Drexel University
in Philadelphia, Pennsylvania
This program offers a combined degree with a BS from Drew and BS in nursing or MS in nutrition/dietetics from Drexel.



#74

in National Universities

U.S. News & World Report 2020

Stevens Institute of Technology
in Hoboken, New Jersey
This program offers a combined degree with a BA from Drew and MS in software engineering from Stevens.



#62

Best Law School in the US

U.S. News & World Report 2021

Seton Hall Law School
in New York City
This program offers a Combined Degree with a BA from Drew and JD in law from Seton Hall.



LEARN MORE TODAY
To learn more about Drew's combined degree programs and requirements, please visit drew.edu/combined



Unique Science Opportunities

Drew offers science majors an unparalleled research experience that gets you in the field as early as your first year of undergraduate study. We offer several science opportunities designed to help you explore the world of science by experiencing it firsthand.

RISE Program

This one-of-a-kind science research program gives you a fantastic chance to work in the lab with industrial scientists known as RISE fellows. Engage with the professional science community as an undergraduate—an experience typically reserved for postgraduate students at other universities.

You will work in the Charles A. Dana Research Institute, engaging in relevant research while using the same analytical tools you would use as a professional. This includes liquid chromatography and high-field nuclear magnetic resonance spectroscopy.

- RISE fellows include Dr. William Campbell, who won the 2015 Nobel Prize in Medicine in collaboration with a Japanese scientist.
- RISE is unique: No other school has such a program.
- RISE was recognized as an innovation in higher education by the Council of Independent Colleges in 2018.

Pre-Med: Your Path to Medical School

Drew provides you with opportunities in research and clinical internships that are essential for admission to medical school. Pre-med students will receive custom support from both an academic advisor and a member of the National Association of Advisors for Health Professionals. Our students' acceptance rate into medical school is 40 percentage points higher than the national average.

Work-Study with Morristown Medical

In this work-study semester, you will gain valuable knowledge by shadowing emergency room physicians. Explore firsthand what it takes to be a doctor before applying to a medical program.

Drew Summer Science Institute

Join the Drew Summer Science Institute and get paid to conduct research. Learn from a faculty mentor in an intensive six-week program and work on current, real-world research that matters.

- Spend 40 hours per week on research alongside faculty or RISE fellows.
- Receive free on-campus housing throughout the program, budget for lab supplies and stipend.



“

I did research over two summers and during each semester, built a research proposal and created a scholarship paper. I worked with about six Drew faculty members on this, a lot of individualized attention. I got the scholarship and had a lot of support from Drew to do so.”

Saif
MD/PhD Student at the University of Maryland
Class of 2017

ACADEMIC PROGRAMS >>

FIND YOUR DEGREE. With a wide range of subject areas and admissions options, you can find the perfect degree for your chosen career. You can choose to apply for direct entry to the university or for a Pathway program that provides extra academic, language and cultural support. From the day you apply to the day you graduate, we are here to help you succeed every step of the way. Flip to the back cover to learn how to apply.

Indicates the International Year One program that should be taken to progress to an undergraduate academic program. This program is also available through direct admission.

- | | |
|-------------------------------|------------------------------------|
| AR Arts | MC Media and Communications |
| BS Biomedical Sciences | NS Natural Sciences |
| BU Business | PE Pre-Engineering |
| GE General | |

GP Graduate Pathway program that can lead to this degree is indicated in black. This Drew degree is available through direct entry.

IMP Integrated Master's Program provides customized support to direct entry students.

- This Drew degree program is only available through direct entry.
- Designated STEM degree by the U.S. Department of Homeland Security

Undergraduate Majors drew.edu/academics/undergraduate-studies/majors-and-minors

Accounting	BU
Anthropology	GE
Art	AR
Art History	AR/G
► Biochemistry and Molecular Biology	BS/NS
► Biology	BS/NS
Business	BU
► Chemistry	BS/NS
Chinese Studies	GE
Classics	GE
Communications and Media	GE/MC
► Computer Science	NS/PE
Creative Writing	GE
Economics	BU/GE
► Engineering Physics [Dual degree program with Columbia University and Washington University in St. Louis, visit drew.edu/engineering for more details]	PE
English	GE/MC
Environmental Science	NS
► Environmental Studies and Sustainability	NS
► Finance	BU
French	GE
German Studies	GE
History	GE
International Relations	GE
Italian Studies	GE
Marketing	BU
► Mathematics	NS/PE
Music	AR
► Neuroscience	BS/NS
Pan-African Studies	GE
Philosophy	GE
► Physics	NS/PE
Political Science	GE
Psychology	GE
Public Health	BS/NS
Religion, Comparative	GE
Sociology	GE
Spanish	GE
Theatre Arts	AR
Women's and Gender Studies	GE
Writing and Communication Studies	GE/MC

All of the above majors are available as minors

Graduate Majors	
Arts & Letters	•
► Data Analytics	GP IMP
Divinity	•
Education	GP
► Finance	GP IMP
History & Culture	•
Medical Humanities	•
Religion	•
Sacred Theology	•
Theology and Ministry	•

Minors
The following minors can be added to any of the undergraduate majors listed to the left.
American Studies
Applied Leadership
Applied Performance (Theatre & Dance)
Archaeology
Arts Administration and Museology
Dance
Data Science
European Studies
Film Studies
Holocaust Studies
Humanities
Italian
Jewish Studies
Latin American Studies
Law, Justice and Society
Linguistic Studies
Medieval Studies
Middle East Studies
Photography
Statistics
Western Heritage
World Literature
Writing

Combined Degree Programs
Business Management
Education
Engineering
Environmental Management
Law
Nursing
Nutrition/Dietetics
Software Engineering
Pre-Professional Programs
Must be combined with a major
Pre-Engineering
Pre-Law
Pre-Medicine/Health
Pre-Dental
Pre-Nursing
Pre-Occupational Therapy/Pre-Physical Therapy
Pre-Pharmacy

UNDERGRADUATE ADMISSIONS

We offer several routes to admission. With more than 40 bachelor's degrees, 63 minors and flexible study plans and start dates throughout the year, we'll help you find the option that's right for you.

There's no need to stress about where you start; just focus on where you're going. You can complete your degree at any stage. We don't design our programs for one type of student; our programs are built for everyone. Where you will begin depends on your grades and English level. Where you end up is where you want to be, graduating with a bachelor's from Drew University.

→ **DIRECT ENTRY:** If you meet the academic and English language requirements for your degree program, you can apply directly to Drew University.

To apply, you will need the following required documents: declarations, high school transcripts, university transcripts (for transfer applicants), proof of degree, accounting of time, passport and English test score. An application fee may apply. For more information, visit www.drew.edu/admissions-aid/undergraduate-admissions/international-admissions

→ **INTERNATIONAL YEAR ONE:** International Year One allows you to begin earning credits toward your degree even if you don't meet the academic and English requirements for direct entry. You will receive additional support to help you succeed and progress to your degree path so you can graduate at the same time as direct entry students. The length of the Pathway program you enter will be determined by your English language scores. For more information, visit www.intostudy.com/drew/programs

Entry Requirements				
Program	DIRECT	INTERNATIONAL YEAR ONE		
		4-SEMESTER	5-SEMESTER	
Program requirements	• Secondary/High school diploma • Additional materials may also be required	• High school diploma		
Minimum GPA Equivalent	3.0	2.5	2.5	
TOEFL iBT	80 (18 subscores)	60 (1.1 minimum subscore)	50 (1.0 minimum subscore)	
IELTS	6.5 (6.0 subscores)	5.5 (5 minimum subscore)	5.0 (4.5 minimum subscores)	
IELA	176 (169 subscores)	162 (154 minimum subscores)	154 (147 minimum subscores)	
Duolingo	105	90	75	
Academic English	Level 6	Level 4	N/A	

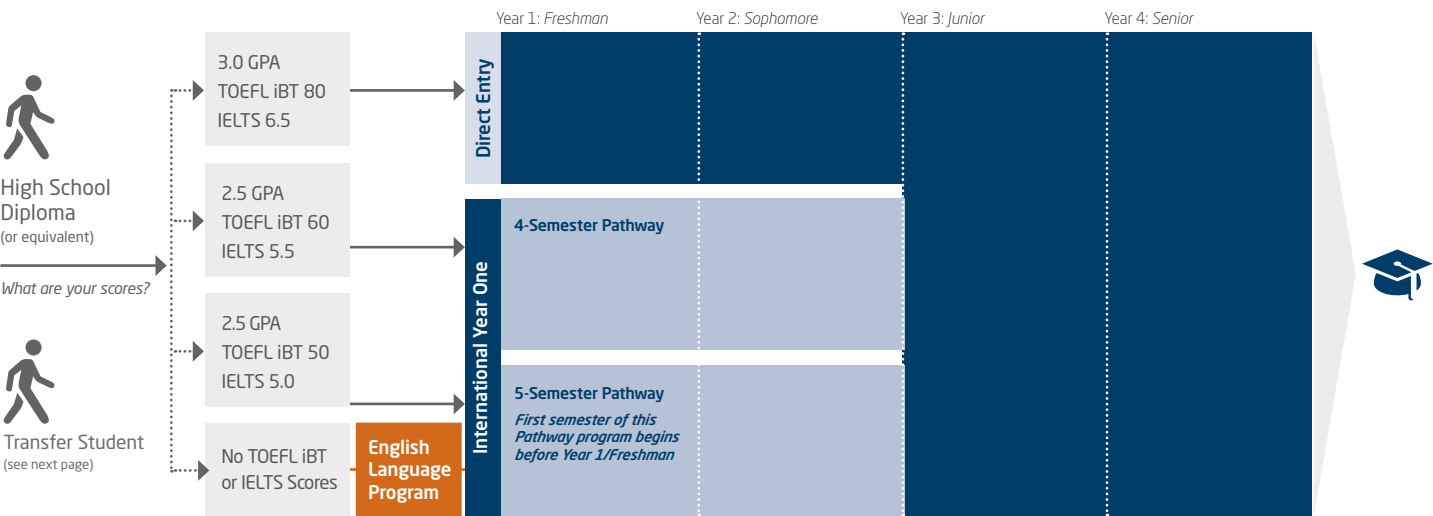
Note: Entry requirements are subject to change and may vary by program.

Institutional Code	TOEFL: 2193	SAT: 2193	ACT: 2550
--------------------	-------------	-----------	-----------

Dates		
PROGRAM	DIRECT	INTERNATIONAL YEAR ONE
Start Dates	Fall 2021: Aug 2021 Spring 2022: Jan 2022	Fall 2021: Aug 22, 2021 Spring 2022: Jan 12, 2022 Summer 2022: May 18, 2022

→ **ENGLISH LANGUAGE PROGRAM:** If you do not meet the direct or International Year One entry requirements, you can enter our Academic English program to improve your academic and language skills. Once you have achieved the required language level, you can progress to International Year One or enter your degree program directly. Learn more on page 21.

Undergraduate Degree Program



International Year One Programs

*Estimated Credits remaining after Pathway/Total credit hours needed to complete degree.

**For English Language tests subscores, please see entry requirements table on previous page.

Semester	Start Dates			Credits*	Entry Requirements: ** High School Diploma required for all programs					Progression Requirements: All GPAs are minimum cumulative unless otherwise noted	
	Fall	Spring	Summer		GPA	TOEFL iBT	IELTS	IELA	Duolingo	GPA	Other
Arts											
5-Semester	•	•	•	60/129	2.5	50	5.0	154	75	2.5	No grade below C-
4-Semester	•	•	•	64/129		60	5.5	162	90		
Biomedical Sciences											
5-Semester	•	•	•	60/129	2.5	50	5.0	154	75	2.5	No grade below C-
4-Semester	•	•	•	64/129		60	5.5	162	90		
Business											
5-Semester	•	•	•	60/129	2.5	50	5.0	154	75	2.5	No grade below C-
4-Semester	•	•	•	64/129		60	5.5	162	90		
General											
5-Semester	•	•	•	60/129	2.5	50	5.0	154	75	2.5	No grade below C-
4-Semester	•	•	•	64/129		60	5.5	162	90		
Media & Communications											
5-Semester	•	•	•	60/129	2.5	50	5.0	154	75	2.5	No grade below C-
4-Semester	•	•	•	64/129		60	5.5	162	90		
Natural Sciences											
5-Semester	•	•	•	60/129	2.5	50	5.0	154	75	2.5	No grade below C-
4-Semester	•	•	•	64/129		60	5.5	162	90		
Pre-Engineering											
5-Semester	•	•	•	60/129	2.5	50	5.0	154	75	2.5	No grade below C-
4-Semester	•	•	•	64/129		60	5.5	162	90		

Entry and progression requirements are subject to change and may vary by program.

[SAMPLE INTERNATIONAL YEAR ONE PROGRAM] Business				
4-Semester Pathway		Degree Program Components		Program Information
Fall: August 22, 2021 Spring: January 12, 2022		129 credit hour program 65 credit hours apply from Pathway 64 credit hours remaining toward degree		
Entry Requirements		Semester 1	Course Title	Credit Hours
Academic Requirements		EAP 101	English for Academic Purposes I (Reading/Writing)	4
• 2.5 high school GPA on a 4.0 scale		EAP 102	English for Academic Purposes I (Listening/Speaking)	4
Language Requirements		AMST 101	American Popular Culture	4
• TOEFL iBT 60 (11 minimum subscores)		ECON 101	Microeconomics	4
• IELA 162 (154 minimum subscores)		Total		16
• IELTS 5.5 (5.0 minimum subscores)		Semester 2	Course Title	Credit Hours
• Duolingo 90		EAP 201	English for Academic Purposes II (Reading/Writing)	4
		EAP 202	Public Speaking	4
		ECON 102	Macroeconomics	4
		SOC 101 or ANTH 104	Introduction to Sociology or Cultural Diversity	4
		DREW 110	Launch Workshop: Preparation for Career and Academic Success	1
		Total		17
		Semester 3	Course Title	Credit Hours
		WRTG 101	College Writing for ESOL	4
		MATH 117	Introductory Statistics	4
		BST 115	Fundamentals of Financial Accounting	4
		Humanities/Social Sciences	General Education Course	4
		Total		16
		Semester 4	Course Title	Credit Hours
		ECON 301	Intermediate Microeconomics	4
		REL 214 or SOC 217	Business Ethics or The Sociology of Management	4
		Elective	College Elective	4
		Elective	College Elective	4
		Total		16



US UNDERGRADUATE EDUCATION SYSTEM

To graduate with your 4-year undergraduate degree, you will need to take the following classes:

Core classes: General education courses can include English composition, social sciences, humanities, history, mathematics and natural/physical science. These are typically taken at the beginning of your degree.

Major classes: These classes will be about the specific field of study you chose. They are typically taken toward the last part of your degree.



UNDERGRADUATE TRANSFER PROGRAM >>

Have you earned credits from another college or university and want to transfer to a US university? You can transfer directly into Drew University or choose our Undergraduate Transfer Program (UTP) which is specifically designed to support international students through the process of transferring.

Entry Requirements		
Program	Direct Transfer	Undergraduate Transfer Program
Program Length	N/A	2-Semester and 3-Semester
Start Dates	Fall: Aug 2021 Spring: Jan 2022	Fall: Aug 22, 2021 Spring: Jan 12, 2022 Summer: May 18, 2022
GPA	3.0	2.5
TOEFL iBT	80 (18 subscores)	50 (1.0 minimum subscores) - 60 (1.1 minimum subscores)
IELTS	6.5 (5.0 subscores)	5.0 (4.5 subscores) - 5.5 (5.0 subscores)
IELA	176	154 (147 minimum subscores) 162 (154 minimum subscores)
Duolingo	105	75-90
Minimum Transfer Credits	24	30
Maximum Transfer Credits	80	64

Entry requirements are subject to change and may vary by program.

Why Choose UTP?

Choosing UTP provides a customized, cost-effective path to your bachelor's degree. Before your program starts, Drew will provide you with an estimate of credits that will transfer to the university. Once you arrive on campus, our friendly staff will be available to help you transition into life at a US university. You will also have access to helpful resources including academic, English language and cultural support. If you do not meet the English language entry requirements for the UTP, you can enter our Academic English program before progressing to either the UTP or direct transfer to Drew.

UTP Benefits

- Transfer of credits from your college or university-level classes to your degree.
- Receive customized curriculum of university credit-bearing courses.
- Quick turnaround time for offer (5-7 business days).
- Unofficial Pre-arrival Credit Evaluation (15 additional business days after receiving offer letter).
- Guaranteed progression to any undergraduate program upon successful completion of your UTP.
- Academic advising throughout the program including progression and student success advisors.

Undergraduate Transfer Program Start Dates

	Fall: Aug 22, 2021	Spring: Jan 12, 2022	Summer: May 18, 2022
Arts	●●	●●	●
Biomedical Sciences	●●	●●	●
Business Studies	●●	●●	●
General	●●	●●	●
Media and Communications	●●	●●	●
Natural Sciences	●●	●●	●
Pre-Engineering	●●	●●	●

● 2-Semester program ● 3-Semester program

GRADUATE ADMISSIONS >>

Drew offers master's degrees in finance, data analytics and education to help further your education in your desired career path.

→ **Direct Entry:** If you meet the academic and English language requirements for your degree program, you may apply directly to Drew University.

To apply, you will need the following required documents: declarations, university transcripts, proof of degree, personal statement, passport and English test score. An application fee may apply.

Graduate degrees are competitive, and an extensive review of your application will be done, please expect a longer turnaround for an admissions decision. For more information, visit <http://www.drew.edu/admissions-aid/graduate-admissions/international-admissions/>

→ **Integrated Master's Program:** Our Integrated Master's Program (IMP) is designed for students who meet direct entry English requirements but could benefit from academic support. The curriculum consists of three classes that count towards your degree plus a fourth class that focuses on graduate research, academic success skills and how to navigate the US higher education system. IMP is one-semester long and allows students to automatically continue in their degree program with good academic standing.

→ **Graduate Pathway Programs:** Our Graduate Pathway programs allow you to begin earning credits towards your degree even if you do not meet the direct entry requirements. The program will help build the academic foundation and essential English language skills you need to successfully move on to your master's degree. The length of the Pathway program is two semesters. For more information, visit www.intostudy.com/drew/programs

→ **English Language Program:** If you do not meet the direct, Graduate Pathway or IMP entry requirements you can enter our Academic English program to improve your academic and language skills. Once you have achieved the required language level, you can progress to the Graduate Pathway Program or enter your degree program directly. Learn more on page 21.

Entry Requirements			
Program	DIRECT		GRADUATE PATHWAY
	DIRECT ENTRY	INTEGRATED MASTER'S PROGRAM	2-SEMESTER
Program requirements	Undergraduate degree	Undergraduate degree	Undergraduate degree
Minimum GPA Equivalent	3.0	2.5	2.5
TOEFL iBT	80	80	65 (1.4 subscores)
IELTS	6.5	6.5	5.5 (5.0 subscores)
IELA	176	176	169
Duolingo	105	105	95
Academic English	Level 6	Level 6	Level 4

Note: Entry requirements are subject to change and may vary by program.

Dates	DIRECT	INTEGRATED MASTER'S PROGRAM	GRADUATE PATHWAY
Start Dates	Fall 2021: Aug 2021 Spring 2022: Jan 2022	Fall 2021: Aug 24, 2021 Spring 2022: Jan 12, 2022	Fall 2021: Aug 24, 2021 Spring 2022: Jan 12, 2022

Institutional Code TOEFL: 2193 GRE: 2193 GMAT: 0GP-2M-48

**For English Language tests subscores, please see entry requirements in table above.

Graduate Pathway Programs

*Estimated Credits remaining after Pathway/Total credit hours needed to complete degree.

Semester	Start Dates		Credits*	Entry Requirements: Bachelor's degree required for all programs							Progression Requirements: All GPAs are minimum cumulative unless otherwise noted	
	Fall	Spring		GPA	Undergraduate degree	TOEFL iBT	IELTS	IELA	Duolingo	GPA	Other	
Data Analytics												
2-Semester	•	•	18/30	2.5	• Undergraduate degree with and a single class (module) in Statistics and Computer Programming	65	5.5	169	95	3.0	No grade below B No GMAT required	
Education												
2-Semester	•	•	21/33	2.5	• Undergraduate degree comparable to a 4-year US Bachelor's degree	65	5.5	169	95	3.0	No grade below B No GRE required	
Finance												
2-Semester	•	•	30/42	2.5	• Undergraduate degree comparable to a 4-year US Bachelor's degree	65	5.5	169	95	3.0	No grade below B No GMAT required	

Integrated Master's Program

Semester	Start Dates		Credits*	Entry Requirements: Bachelor's degree required for all programs					
	Fall	Spring		GPA	Undergraduate degree	TOEFL iBT	IELTS	IELA	Duolingo
IMP - MS Data Analytics									
1-Semester	•	•	21/30	2.5	• Undergraduate degree with a single class (module) in Statistics and Computer Programming	80	6.5	176	105
IMP - MS Finance (with Non-Business/Economics Undergrad)									
1-Semester		•	33/42	2.5	• Undergraduate degree comparable to a 4-year US Bachelor's degree	80	6.5	176	105
IMP - MS Finance (with Business/Economics Undergrad)									
1-Semester	•		24/33	2.5	• Undergraduate degree in business or economics comparable to a 4-year US Bachelor's degree	80	6.5	176	105

Entry and progression requirements are subject to change and may vary by program.



[SAMPLE GRADUATE PATHWAY PROGRAM] Data Analytics				
2-Semester Pathway		Degree Program Components		Program Information
Fall: August 24, 2021 Spring: January 12, 2022		30 credit hour program 12 credit hours apply from Pathway 18 credit hours remaining toward degree		
Entry Requirements <ul style="list-style-type: none">Undergraduate degree with equivalent of 2.5 GPA out of 4.0Course prerequisites: Statistics and Computer ProgrammingLanguage requirement:<ul style="list-style-type: none">TOEFL iBT 65 (14 subscores)IELTS 5.5 (5.0 subscores)IELA 169Duolingo 95	Semester 1	Course Title	Credit Hours	Progression Requirements for Pathway <ul style="list-style-type: none">3.0 GPANo grades below B Degree Requirements for IMP <ul style="list-style-type: none">3.0 GPANo grades below B
	EAP 501	Graduate Skills I: Reading and Writing	3	
	EAP 502	Graduate Skills I: Listening and Speaking	3	
	DATA 501	Data Analytics: Introduction, History, and Case Studies	3	
	DATA 503	Applied Regression Analysis	3	
	Total		12	
	Semester 2	Course Title	Credit Hours	Notes
	EAP 503	Graduate Skills II: Reading & Writing	3	1 Courses can be waived based on prior university experience
	EAP 504	Graduate Skills II: Listening & Speaking	3	2 Housing not required or guaranteed but open depending on availability
	DATA 551	Modeling and Stimulation	3	* These courses are generally delivered through the INTO Center and are for Pathway/IMP students only.
	DATA 601	Statistical Machine Learning	3	
	Total		12	
Integrated Masters Program (IMP)		Degree Program Components		
1-Semester		30 credit hour program 9 credit hours apply from Pathway 21 credit hours remaining toward degree		
Fall: August 24, 2021 Spring: January 12, 2022				
Entry Requirements <ul style="list-style-type: none">Undergraduate degree with equivalent of 2.5 GPA out of 4.0Course prerequisites: Statistics and Computer ProgrammingLanguage requirement:<ul style="list-style-type: none">TOEFL iBT 80IELTS 6.5IELA 176Duolingo 105	Semester 1	Course Title	Credit Hours	
	EAP 510	Integrated Skills for Graduate Students	3	
	DATA 501	Data Analytics: Introduction, History, and Case Studies	3	
	DATA 502	Data Visualization and Communication	3	
	DATA 503	Applied Regression Analysis	3	
	Total		12	

The Academic English program at Drew prepares you for university study in the US. You will receive high-quality English language instruction and the academic skills needed to succeed at Drew.

What You Will Learn

- Understand US values in an academic setting.
- Present spoken and written ideas accurately and effectively in English.
- Write research papers with proper use of citations and references.
- Read, understand and critically evaluate academic texts.
- Understand and use vocabulary common to academic disciplines.
- Take useful and accurate notes in academic lectures and presentations.

Estimated Academic English (AE) Level Based on Test Scores

All students take a placement test during Orientation to determine their AE level. The table below shows your estimated level of AE is based off your standardized test scores.

Estimated AE Level	TOEFL iBT	IELTS	Duolingo
1	<32	<3.5	<55
2	33-40	4	55
3	41-49	4.5	65
4	50-59	5	75

Key Program Facts

Minimum enrollment of one term
Fall, Spring and Summer start dates
Fall and Spring semesters are 14 weeks (12 weeks in Summer)
High school diploma required
Minimum age is 16
No English language requirement; students will be assessed and placed upon arrival
6 levels of instruction from beginner to advanced
20 hours of instruction per week (23 hours in Summer)

Progression Requirements

Direct Undergraduate Admission

Completion of Academic English Level 6 with no grades below C-

International Year One

4-Semester Pathway

Completion of Academic English Level 4 with no grades below C-

Graduate Pathway Programs

Completion of Academic English level 4 with no grades below B

Start Dates

Fall 2021	Spring 2022	Summer 2022
Aug 24, 2021	Jan 12, 2022	May 18, 2022



View program specific entry requirements at www.intostudy.com/drew/academic-english



SCHOLARSHIPS

INTO Drew Undergraduate Scholarships	
Region/Country	Award Amount
Africa <small>Drew African Scholar Award</small>	\$10,000
Central and South America <small>Latin America Regional Award</small>	\$10,000
Eastern Europe, Russia and Central Asia <small>Dream Drew Scholarship</small>	\$10,000
Hong Kong <small>Hong Kong Scholar Award</small>	\$10,000
India, Bangladesh, Sri Lanka <small>South Asian Scholar Award</small>	\$7,000
Indonesia <small>Big Apple Award Indonesia</small>	\$8,000
Japan <small>Big Apple Award Japan</small>	\$6,000
Korea <small>Big Apple Award Korea</small>	\$6,000
Malaysia <small>Big Apple Award Malaysia</small>	\$8,000
Middle East and North Africa <small>Big Apple Award Middle East and North Africa</small>	\$10,000
Pakistan <small>Pakistan Scholars Fund</small>	\$7,000
Southeast Asia and Indochina <small>Big Apple Award Southeast Asia and Indochina</small>	\$8,000
Taiwan <small>Big Apple Award Taiwan</small>	\$6,000
Thailand <small>Big Apple Award Thailand</small>	\$6,000
Turkey <small>Drew Turkey Ambassador Scholarship</small>	\$10,000
Vietnam <small>Big Apple Award Vietnam</small>	\$14,000
Western and Central Europe <small>Drew Europe Ambassador Scholarship</small>	\$10,000

Notes: Graduate scholarships available on a case-by-case basis. Amounts subject to change. Limited awards at maximum value.

Drew Progression Scholarships

\$7,000

Drew Scholarship

- Available for Year 3 and Year 4
- Matriculation to Drew
- 3.25-3.49 GPA at point of matriculation
- After Pathway, renewable for the same amount in Year 3 and 4 if 2.0 GPA is maintained

\$12,000

Dean's Scholarship

- Available for Year 3 and Year 4
- Matriculation to Drew
- 3.5 GPA+ at point of matriculation
- After Pathway, renewable for the same amount in Year 3 and 4 if 2.0 GPA is maintained

Students who earn INTO Drew scholarships for their Pathway program will be eligible to keep those scholarships for the remaining four semesters of study at Drew, providing they make satisfactory academic progress (2.0 GPA).

If a student's INTO Drew scholarship is less than the Drew or Dean's scholarships, the student's INTO Drew scholarship can be replaced by the greater award. Students may receive only one type of scholarship but not both (either an INTO Drew or Dean's/Drew Scholarship).

Pathway students not receiving an INTO Drew scholarship upon entrance will be eligible for a Dean's or Drew Scholarship with a 3.25 GPA or greater in the Pathway program.

ESTIMATED COST OF ATTENDANCE

There are two main semesters per academic year (Fall, Spring), each about 16 weeks long with a shorter Summer semester of 14 weeks.

Undergraduate Programs

	International Year One or Undergraduate Transfer Program (UTP)		Undergraduate Direct	
Program Length	2 Semesters	3 Semesters <small>(Not available for UTP)</small>	1 Semester ²	2 Semesters
TUITION AND FEES	\$43,980	\$51,760	\$21,990	\$43,980
Housing and Meals*	\$19,260	\$28,880	\$7,710	\$15,410
Books and Supplies	\$1,240	\$1,860	\$620	\$1,240
Insurance	\$2,670	\$3,660	\$1,340	\$2,670
LIVING EXPENSES	\$23,170	\$34,400	\$9,670	\$19,320
TOTAL EXPENSES	\$67,150	\$86,160	\$31,660	\$63,300

Graduate Programs

	Graduate Pathway**	Integrated Master's Program	Graduate Direct ¹	
Program Length	2 Semesters	1 Semester	1 Semester ²	2 Semesters
TUITION AND FEES	\$32,830	\$18,880	\$17,100	\$31,150
Housing and Meals*	\$19,260	\$8,280	\$7,710	\$15,410
Books and Supplies	\$1,050	\$525	\$639	\$1,050
Insurance	\$1,980	\$1,060	\$990	\$1,980
LIVING EXPENSES	\$22,290	\$9,865	\$9,339	\$18,440
TOTAL EXPENSES	\$55,120	\$28,745	\$26,439	\$49,590

Academic English

	Academic English
Program Length	1 Semester
TUITION AND FEES	\$6,760
Housing and Meals*	\$9,167
Books and Supplies	\$620
Insurance	\$990
LIVING EXPENSES	\$11,240
TOTAL EXPENSES	\$18,000

* Housing and Meals are based on estimated costs and may vary depending on housing selected and personal preference.
** Standard Pathway for MFin, MEd and Data Analytics.
¹ Graduate direct tuition is based on \$1,240 per credit.
² One semester for reference only.

All prices are estimated from 2020-21 and are subject to change. Please visit www.intostudy.com/drew/costs for exact pricing.

For details about Terms and Conditions, Country Scales and English Waivers visit: www.intostudy.com/drew/terms

\$ Find out more about scholarships www.intostudy.com/drew/scholarships

HOW TO APPLY

Choose from two easy ways to apply

1 Apply via your local
INTO educational counselor

2 Apply online
Complete our online application form:

INTO Drew Programs:
apply.intostudy.com/drew

Direct Undergraduate:
drew.edu/apply

Direct Graduate:
admissions.drew.edu/apply

We also offer online programs,
for more information contact your
INTO Regional Representative or
Education Counselor.

DREW

INTO Drew University

36 Madison Avenue
Madison, NJ 07940
USA

T: +1 973 408 4961

F: +1 973 408 4960

E: INTOadmissions@drew.edu

www.intostudy.com/drew

Find us on:

 facebook.com/INTODrew

 instagram.com/into_drew

 twitter.com/INTO_Drew

 myin.to/INTODrewYouTube

Chat online

with our students!



www.intostudy.com/chat-drew



WeChat



Virtual Campus Tour

Take a campus tour from home
with Drew's Virtual Tour at
www.drew.edu/tour

INTO

Through innovative partnerships with leading universities, we
expand opportunities for higher education, ensuring success and
transforming the lives of our students and staff.

INTO GIVING

Working across the globe, INTO Giving supports projects that
increase access to education and improve the quality of teaching
and learning. For more information visit www.into-giving.com

Discover more online

For counselors:
partnerportal.intoglobal.com/drew

For students:
www.intostudy.com/drew

Connect with us



Education counselor's stamp